



National Strategy for the Development of Statistics (NSDS III) of the Gambia 2024-28

September 2023



Republic of The Gambia



This document was developed by the Gambia Bureau of Statistics, as the supervisory authority and co-ordinator of the national statistical system. PARIS21 provided support and guidance.

Please cite this document as:

Gambia Bureau of Statistics (2023), National Strategy for the Development of Statistics (NSDS III) of the Gambia 2024-28

Cover page image © PhotopankPL/Shutterstock
Inside cover image © Vytenis84/Shutterstock



Foreword

In 2023, the government of The Gambia launched a new National Development Plan (RF-NDP 2023-2027) featuring a results framework for transparent monitoring and evaluation purposes. The main goal of the new development plan is to revive the economy from the cumulative impacts of Covid-19, climate change and other shocks. In acknowledgement of the vital contribution of data and statistics, the new plan, NDP (2023-2027), advocated for the development of an updated National Strategy for the Development of Statistics (NSDS) to cater for implementation, progress monitoring, and programme evaluation data needs of the NDP, but an NSDS that is responsive to the UN Agenda 2030, and African Union Agenda 2063 reporting requirements.

In that regard, I have the pleasure to pen the foreword to the third National Strategy for the Development of Statistics (NSDS III) to be implemented over period 2024 through 2028. Indeed, the coming into being of the strategy falls within the logic of continuous development and modernisation of statistics in The Gambia since enactment of the 2005 Statistics Act, which is the constitutive act of the Gambia Bureau of Statistics (GBoS) that also promulgated a national statistical system (NSS) for a coordinated and collaborate statistical activities within the country.

NSDS III has a number of merits I cannot fail to observe or mention. Its four strategies pillars addresses weaknesses in legal environment, human and technical components of statistical capacity improvement, tools and methods through a raft of statistical activities buoyed by relevant process management activities, perfectly aligned to NDP, UN Agenda 2030, and African Union Agenda 2063 data requirements. With respect to human capacity building activities, NSDS III also resonate with GoTG civil service reforms relating to optimal staffing, and the attraction and retention of skilled staff for timely and effective programme implementation. Except of start year, NSDS III also provides the Ministry of Finance & Economic Affairs (MoFEA) with valuable lead time to foreground the Strategy in its medium term expenditure fiscal framework (MTEFF). Needless to say, data and statistics are indispensable to insightful and impactful research and analyses, economically sound, socially responsive, culturally acceptable, environmentally friendly government policies, and for also guiding management decisions in public, private and voluntary sector organisations. Specifically, data derived metrics and indicators are expected to eliminate critical data gaps and specific uncertainties adversely affect experiential learning, successful programme replication and scaling up. Remarkably, for MoFEA in particular, the development of quarterly GDP (QGDP) data is one of the stand-out deliverables of the NSDS III.

I take this opportunity to invite readers to study and identify common areas of interest under which they can channel their support to NSDS III implementation, through proactive engagement with various technical committees and/or MDAs.

Finally, I thank all the stakeholders who contributed in the development of this comprehensive strategy particularly the National Statistics Council for steering the process, the Gambia Bureau of Statistics for coordinating and leading the development process, participating MDAs for their inputs, the PARIS21 Secretariat for providing technical and financial assistance, and the development partners for participating in the development of the NSDS III strategic framework.

Seedy Keita

Honourable Minister of Finance and Economic Affairs

Preface

Drawing upon international standards and best practice, operational challenges, The Gambia's third National Strategy for the Development of Statistics (NSDS III) is a synthesis document that encapsulates programmatic activities expected to generate extensive datasets and a broad set of statistics for traditional and new user categories. The logical successor to NSDS II, which came to term and was subject to an evaluation in 2022, NSDS III (2024 - 2028) was developed through a participatory process involving member institutions of the National Statistics System (NSS). At its core, NSDS III represents a 5-year Statistical Plan that is aligned with monitoring, evaluation and reporting data needs of the Gambia government's National Development Plan (2023 - 2027), United Nations Agenda 2030, and African Union Agenda 2063.

By virtue of inputs from 17 government Ministries/Departments/Agencies (MDAs), peer-reviewed and validated, NSS III promises to deliver a broad range of economic, social statistics, administrative statistics, and other statistics necessary for the production of indicators. By contrast, the prospects of enhancing environmental datasets are quite limited.

Through its process management activities, NSDS III seeks to leverage opportunities, and to address constraints identified through SWOT exercises carried out by participants. These activities include legislative reforms, institutional and capacity building, as well as investments in cutting-edge technologies. Crucially, NSDS III conceptualizes resources mobilisation as one of its four strategic pillars. In the NSDS II evaluation, it is well documented that most NSS members failed to successfully implement planned activities due to the lack of financial resources.

Beyond its visible impact on data services, NSDS III is a holistic strategy that seeks to improve efficiency and the coordination of the NSS, train and attract skilled staff throughout the NSS, provide the NSS with modern statistical methods and technologies, improve the NSS's overall data production and dissemination systems, provide the NSS with statistical quality management tools, develop a sustainable and realistic financing strategy, develop and implement a sound and realistic resource mobilisation strategy.

We hope that all NSS members would invest and focus their efforts in the implementation, monitoring and evaluation of planned statistical activities, and individuals/organisations making use of data and statistics in policy and legislation, project design, monitoring and evaluation, decision-making, research, amongst other applications, would be willing advocates of NSDS III through their professional networks, and provide the National Coordinator with feedback on process and product improvement.

I would like to thank Messrs. Philippe Gafishi, (Paris 21 Secretariat), Luc Mbong Mbong (Consultant) and Alieu Sarr (Consultant) who adroitly steered and enthusiastically supported the NSDS process to its successful conclusion. I also thank all those participants whose combined efforts provides hope for good data sets and credible statistics, less guesstimates and costly environmental and social cost due to lack of relevant data.

Dr. Momodou Njie

Chairman of the Statistics Council

Acknowledgement

It is evident that the Government of The Gambia is committed to results-based development agenda. The country has developed the national development plan (NDP) to be implemented in the next five years. The design, monitoring and evaluation of this Plan is highly supported by data from the national statistical system (NSS). The importance of statistics in the 21st century is unprecedented and to respond to this rising wave of demand for official statistics, the NSS has developed the third generation National Strategy for the Development of Statistics (NSDS III) to respond to the need for quality statistics in policy formulation, monitoring and evaluation of national development programs.

Driven by a diverse, transformed and united group of professionals equipped with statistical capability, the NSS used the NDP indicator framework, Agenda 2063 and UN SDGs indicator frameworks as bases for the development of the NSDS III. The development of NSDS III adopted a participatory and all-inclusive process requiring Ministries, Departments and Agencies (MDAs) to develop Sector Strategies for the Development of Statistics (SSDSs) which were consolidated to form the NSDS III. This participatory approach has also strengthened national ownership and understanding of the need to effectively coordinate statistical activities in The Gambia.

The implementation of NSDS III, which is aligned with NDP 2023-2027, is expected to generate the necessary data and statistics for monitoring and evaluation of NDP and other continental and international initiatives like the SDGs and Agenda 2063 by providing the necessary capacity building and effective coordination of the NSS. The overall goal of this strategy is to have a fully functional and resilient NSS that produces and disseminates timely quality statistics in response to user needs. The strategy will further strengthen the statistical capacity and enhance use of management information systems (MIS) available in Ministries, Departments and Agencies (MDAs) for statistical purposes.

However, the challenge is to maintain the vision of making official statistics of high-quality available in a transparent, accessible and timely manner at the fingertips of users, as well as advancing its effective use for decision-making. To achieve the vision, I would like to urge all NSS actors including MDAs, development partners, data suppliers, academia, civil society and private sector to support the implementation of this plan. I also urge all stakeholders to use this strategy to identify and own their roles in the implementation of the activities herein.

On behalf of the GBoS and indeed on my own behalf, I would like to thank PARIS21 Secretariat for providing financial and technical support and guidance for the report, from its inception to final publication. In particular, our heartfelt appreciation is extended to Mr.

Philippe Gafishi from the PARIS21 Secretariat who provided expert advice on the drafting process and coordinated the drafting of this Plan. Also, similar appreciation is extended to the Consultants, Mr. Luc Mbong Mbong and Mr. Alieu Sarr for carrying out the consultative work with all stakeholders. Special thanks go to Mr. Sanna Manjang, the Director of Coordination, Statistical Methods, Quality Assurance and Dissemination for coordinating the process.

Lastly, special thanks are due to the Government of The Gambia including MDAs and development partners for their continued technical and financial assistance towards strengthening the NSS in The Gambia.

Nyakassi M.B. Sanyang

Statistician General, GBoS

Table of contents

Foreword	3
Preface	5
Acknowledgement	7
Abbreviations and acronyms	11
Executive summary	13
1. Introduction	17
2. Background and rationale	18
3. NSDS III development process	19
4. Assessment of the national statistical system	21
4.1. The national statistical system capacity	21
4.3. Assessment of the national statistical system outputs	25
4.4. Strengths, weaknesses, opportunities and threats	29
4.5. Challenges and issues	30
5. Strategic Framework	32
5.1. Vision	32
5.2. Mission	32
5.3. Core values	33
5.4. Pillars, strategic objectives, and outputs of NSDS III	33
5.5. Pillar 4: A sustainable financing strategy and a resource mobilisation strategy are developed and implemented	36
6. NSDS III Implementation Framework	37
6.1. Development of sectoral and national statistics action plans	37
6.2. The National Statistics Action Plan and budget	38
7. NSDS III funding and resource mobilisation	45
7.1. Resource mobilisation	45
7.2. Funding mechanisms and coordination	45

8. Monitoring and evaluation	46
9. Assumptions, risks and mitigation measures	48
10. Conclusion	49
Annexes	50

FIGURES

Figure 1. NSDS III pillar costs	39
Figure 2. NSDS III pillars' weights (%)	39
Figure 3. Monitoring and evaluation implementation	46

TABLES

Table 1. Strengths, weaknesses, opportunities, and threats of the NSS	30
Table 2. Pillar 1: Strengthening and improvement of the governance of the National Statistical System (NSS)	34
Table 3. Pillar 2: Development of NSS quality and sustainable capacities	34
Table 4. Pillar 3: Improvement and innovation of the production of quality statistics	35
Table 5. Pillar 4: A sustainable financing strategy and a resource mobilisation strategy are developed and implemented	36
Table 6. Summary investment needed for NSDS III by pillar from 2024 to 2028	38
Table 7. Costs of NSDS III by pillar, strategic objective, and output	40

Abbreviations and acronyms

AfDB	African Development Bank
ASYCUDA	Automated System for Custom Data
CBG	Central Bank of The Gambia
CBO	Community-based organisation
CRVS	Civil registration and vital statistics
CSO	Civil society organisation
CSPPro	Census and Survey Processing
DCMQAD	Directorate of Coordination, Methods, Quality Assurance and Dissemination
DoP	Department of Planning
DP	Development Partner
DWR	Department of Water Resources
FAO	Food and Agriculture Organization
FSQA	Food Safety and Quality Authority
GBoS	Gambia Bureau of Statistics
GCCI	Gambia Chamber of Commerce and Industry
GIEPA	Gambia Investment and Export Promotion Agency
GIS	Geographic Information System
GDP	Gross domestic product
HIS	Integrated Household Survey
ICT	Information Communication and Technology
MDA	Ministries, Departments and Agencies
MICS	Multiple Indicator Cluster Survey
MIS	Malaria Indicator Survey
MoA	Ministry of Agriculture
MoBSE	Ministry of Basic and Secondary Education
MoFEA	Ministry of Finance and Economic Affairs
MoGCSW	Ministry of Gender, Children and Social Welfare
Mol	Ministry of Interior

MoH	Ministry of Health
MoHERST Technology	Ministry of Higher Education, Research, Science and
MoPS	Ministry of Public services
MoTIE	Ministry of Trade, Regional Integration and Employment
MoTWI	Ministry of Transport, Work, and Infrastructure
NaNA	National Nutrition Agency
NAQAA	National Accreditation and Quality Assurance Authority
NDP	National development plan
NGO	Non-governmental organisation
NPC	National Population Commission Secretariat
NSC	National Statistics Council
NSDS II	National Strategy for the Development of Statistics 2018-2022
NSDS III	National Strategy for the Development of Statistics 2024-2028
NSO	National statistical office
NSS	National statistical system
PAGE	Programme for Accelerated Growth and Employment
PARIS21	Partnership in Statistics for Development in the 21st Century
PRSP	Poverty Reduction Strategy Paper
SDG	Sustainable Development Goal
SIC	Special Investment Certificate
SSDS	Sector Strategy for the Development of Statistics
SPSS	Statistical Packages for the Social Sciences
SSS	Sector Statistical System
SWOT	Strengths, Weaknesses, Opportunities and Threats
TWG	Technical Working Group
UN	United Nations
UNDP	United Nations Development Programme
UNFPA	United Nations Population Fund
UNICEF	United Nation Children's Fund
UTG	University of The Gambia
VNR the 2030	Voluntary National Review Report on the Implementation of Agenda for Sustainable Development
WFP	World Food Programme
WHO	World Health Organization
WB	World Bank

Executive summary

Context

The Gambia has for many years grappled with challenges related to meeting increasing national needs for statistics necessary to design, implement and monitor national development policies and programmes. To this end, major strides have been made related to the formulation of legislation to guide statistical activities in the country. The current Statistics Act of 2005 provides for a sustainable, effective, and efficient National Statistical System (NSS) for The Gambia and also establishes The Gambia Bureau of Statistics (GBoS) as a supervisory authority of the NSS. The NSS is composed of the following actors:

- Producers of statistics, including GBoS as the coordinating agency of the system, as well as statistics units of the MDAs
- Data users, including key users such as policy and decision makers in the public and private sector, informal and formal sectors
- Data suppliers, including establishments in the public and private sectors, informal and formal sectors, and
- Research and training institutions, including universities and other tertiary institutions and research institutes.

Weaknesses have been identified with the current Statistics Act, such as the governance and coordination of the NSS, innovation and modernisation of the NSS, and data sharing a protection. In responses to these identified weaknesses, a proposed revised Act is expected to provide the legal basis to adequately respond to the contemporary statistical needs of the country. Once enacted, the Act will be widely disseminated both within the entire NSS and the public. It is hoped that with wider dissemination all stakeholders would recognise their responsibility to contribute to addressing the statistical needs of The Gambia.

In response to the need for stronger coordination to disseminate accurate and timely statistics, two National Strategies for the Development of Statistics (NSDS) have already been designed and implemented. The first generation of the NSDS was implemented over the period 2007-2011, and the second was implemented over the period 2018-2022. Both strategies were designed to respond to national data needs in general, with specific emphasis on the needs of the national development plan and other sectoral plans. The NSDS III was developed with the participation of all stakeholders guided by experiences from the implementation of the past strategies.

National strategy for the development of statistics (NSDS)

The final evaluation of the implementation of the National Strategy of the Development of Statistics, 2018-2022 (NSDS II) showed variable results across the various goals and strategies. Following the evaluation of the NSDS II, an assessment of the NSS was conducted which highlighted the strengths, weaknesses, opportunities and threats (SWOT) that have been considered during the development of NSDS III. The recommendations of the NSDS II final evaluation and of key findings of the NSS assessment served as inputs for the design of the Strategic Framework. Preparation of the NSDS III is guided by the new guidelines for the development of NSDS: NSDS Guidelines 3.0, published by PARIS21 in 2021. An attempt has been made to mainstream the Strategy for the Harmonization of Statistics in Africa 2017-2026 (SHaSA 2) in the NSDS III. Similarly, the Strategy is aligned with and driven by the data needs of the new RF-NDP 2023-2027, ECOWAS regional statistical development, the AU 2063 Agenda, and the UN 2030 Agenda for Sustainable Development Goals (SDGs). The NSDS III has been designed to respond to both national data needs and support international reporting obligations. The aim is to have a national monitoring and evaluation process that is uniform and encompasses all information on both national and international plans and agreements. The NSDS III is placed at the heart of the RF-NDP monitoring and evaluation mechanism.

Vision

The Vision of NSDS III is: ‘A fully functional and resilient national statistical system that produces and timely disseminates quality statistics in response to user needs by 2028’.

Mission

The NSDS III mission is as follows: Establish an innovative, integrated and well-coordinated NSS that produces and disseminates official statistics of high quality in a transparent, accessible and timely manner and advances its effective use for decision-making.’

NSDS III has the following key strategic objectives:

- Improve the efficiency and the coordination of the NSS
- Train and make available quality and sustainable human resources throughout the NSS
- Provide the NSS with modern infrastructure
- Improve the NSS's data production and dissemination systems
- Provide the NSS with statistical quality management tools
- Develop a sustainable and realistic financing strategy
- Develop and implement a sound and realistic resource mobilisation strategy

For each key strategic objective, a number of outputs have been identified, the achievement of which is premised on the implementation of core activities which are contained in the sectoral and national action plans. For each sector, the planned activities

are deemed to be priorities for obtaining the monitoring and evaluation indicators of the re-focused National Development Plan, Agenda 2063, and the SDGs.

NSDS III Action Plan

The NSDS III action plan mirrors priority statistical activities of the NSS. Consultations with members of the NSS culminated in the consolidation of all sectoral statistical plans which were aligned to the Recovery-Focused National Development Plan, Agenda 2063 and the SDGs. In addition to GBoS, the following MDAs contributed to this exercise: Ministry of Finance and Economic Affairs (MoFEA), Ministry of Interior (MoI), Ministry of Health (MoH), Ministry of Agriculture (MoA)/Department of Planning (DoP), Ministry of Public services (MoPS), Ministry of Basic and Secondary Education (MoBSE), Ministry of Higher Education, Research, Science and Technology (MoHERST), Ministry of Transport, Work, and Infrastructure (MoTWI), Ministry of Gender, Children and Social Welfare (MoGCSW), Ministry of Trade, Regional Integration and Employment (MoTIE), Department of Forestry, Department of Water Resources (DWR), Central Bank of The Gambia (CBG), Gambia Investment and Export Promotion Agency (GIEPA), Food Safety and Quality Authority (FSQA), National Population Commission Secretariat (NPCS), National Nutrition Agency (NaNA), National Accreditation and Quality Assurance Authority (NAQAA). The national statistical action plan includes selected activities required for the production of the various outputs. There are a total of 165 activities of which 16 for pillar 1; 71 for pillar 2; 64 for pillar 3; and 14 for pillar 4.

Budget and financing the plan

The NSDS III (2024-2028) is a five-year plan to support statistical development in The Gambia. It has been designed to consolidate the gains made during the implementation of the first and second NSDS, support NSS members excluded from the previous NSDS, and also strengthen statistical capacity throughout the entire NSS. The activities budgeted in the NSDS III are identified priority activities that are expected to significantly contribute to national statistical development.

The total cost of the national statistical action plan amounts to USD 105.70 million or GMD 6.24 billion at the exchange rate of 1 USD= 59 GMD. Pillar 3 dedicated to improving the production of quality statistics alone represents 71.8% of the costs of NSDS III, followed by Pillar 2 dedicated to capacity building (17.4%) and then Pillar 4 - sustainable financing strategy and a resource mobilisation strategy which constitutes 10.0% of the budget.

The funding of the NSDS III Action Plan will be done with several schemes and by the units responsible for the execution of the activities. If the activities selected in the action plan fall within the scope of the routine activities of the various actors, it is likely that they will be mostly financed by the national budget. In any case, each statistical sector stakeholder will have to deploy appropriate financing mechanisms according to its budgetary provisions, including the call for technical and financial partners who support their sectoral statistical activities.

In The Gambia, production of statistics has perennially been hampered by the availability of adequate funding. The country will therefore prepare and adopt a resource

mobilisation strategy based on the strengthening of the statistical culture and political will, which are likely to ensure the mobilisation of internal resources for the benefit of statistics. Upon adoption of the NSDS III by the Government, a donor roundtable will be organised to mobilise resources for the financing of the NSDS Action Plan.

Monitoring and evaluation of NSDS III

During the implementation of the planned activities in the NSDS III Action Plan, monitoring and evaluation activities will be implemented by sectors guided by the results-based logical framework matrix (Annex 1). Depending on the outcome of the monitoring and evaluation, appropriate corrective measures will be taken to maintain or improve the trend of implementation of the NSDS III. A mid-term review and a final evaluation of the implementation of the NSDS III will be organised during the second term of 2025 and the last quarter of 2027, respectively.

1. Introduction

The Gambia has already implemented two (2) National Strategies for the Development of Statistics (NSDSs) namely the NSDS 2007-2011, and NSDS 2018-2022. The Gambia belongs to the group of African countries which have ratified the African Charter on Statistics and are working in line with the strategic planning in statistics. With the support of PARIS21, the country has decided to develop its third NSDS, like most African countries that have reached the same level of experience in statistics planning.

The development of the NSDS for the period 2024-2028 (NSDS III) required a strong organisation of the national statistical system (NSS), the involvement of all its national stakeholders, and the support of its development partners (DP), as recommended by the PARIS21 NSDS Guidelines 3.0.

The work was therefore organised following the stages, phases and steps and actions of the NSDS Guidelines 3.0. The development of this new NSDS serves at the same time as training for the Gambia Bureau of Statistics team and other members of the NSDS III Technical Coordination Committee.

The final evaluation of the implementation of National Strategy of the Development of Statistics 2018-2022 (NSDS II) showed variable results depending on the goals and strategies. The assessment of the national statistical system has highlighted the strengths, weaknesses, opportunities, and threats (SWOT) that were considered during the development of the NSDS III. The recommendations of the NSDS II final evaluation and of key findings of the NSS assessment served as inputs for the design of this Strategic Framework.

The NSDS III Technical Coordination Committee ensured that the quality of this strategy was improved through better adherence to PARIS21 Guidelines for National Strategy for the Development of Statistics 3.0, and better mainstreaming of the Strategy for the Harmonization of Statistics in Africa 2017-2026 (SHaSA 2).

In addition to the Introduction (1), the following chapters are presented: (2) Background and the rationale, (3) NSDS III development process, (4) Assessment of the national statistical system (NSS), (5) Strategic Framework (6) NSDS III Implementation Framework (7) NSDS III funding and resource mobilisation (8) Monitoring and evaluation (9) Assumptions, risks and mitigation measures (10) Conclusion.

2. Background and rationale

The Gambia ratified the African Charter on Statistics on 11 July 2018 and deposited its ratification documents at the African Union Commission on 04 February 2019. The African Union Summit of Heads of States and Governments in January 2018 adopted the Decision EX.CL/Dec.987(XXXII) on the implementation of the second Strategy for the Harmonization of Statistics in Africa (2017-2026), which requested all AU Member States among others, to allocate 0.15% of their national budgets to finance statistics. This engagement confirms the full commitment of Africa's top leaders to the use of reliable and timely statistics for development policies and evidence-based decision making by supporting national statistical planning and capacity development through sustainable domestic financing.

In line with principles of strategic planning in statistics, The Gambia has developed its first and second NSDSs. A mid-term evaluation mission of the NSDS II was organised remotely from November 2020 to January 2021, with the technical and financial support from PARIS21, during the COVID-19 period. This review provided recommendations to be implemented by the NSS during the remaining period of the NSDS II. Following this mid-term review, the final evaluation of the NSDS II was conducted by PARIS21 and provided recommendations for the preparation of the NSDS III.

The development of the NSDS III is timely, as the National Development Plan 2023-2027 developed a sound and evidence-based monitoring and evaluation (M&E) framework which relies mainly on data and statistics from the National Statistical System (NSS). NSDS III design will be developed in line with the new PARIS21 Guidelines 3.0 and mainstream the Strategy for the Harmonization of Statistics in Africa 2017-2026 (SHaSA 2). Equally, the NSDS III is aligned with and driven by data demand from the new National Development Plan for the period 2023-2027 (RF-NDP 2023-2027), ECOWAS regional statistical development, the AU 2063 Agenda, and the UN 2030 Agenda for Sustainable Development Goals (SDGs).

The NSDS III indicates that “to ease Government’s burden in monitoring and reporting progress of the international and regional agreements, the indicators in the NDP were closely matched to those from the SDGs and Agenda 2063. The aim is to have a national M&E process that is uniform and a “one stop shop” for all information on both national and international plans and agreements. (..) The NSDS III is placed at the heart of the NDP monitoring and evaluation mechanism” with the aim to leave no one behind.

3. NSDS III development process

Designed in line with the PARIS21 NSDS Guidelines 3.0, the third NSDS of The Gambia was developed through a participatory and inclusive process with the involvement of all NSS key actors (producers, users, and development partners). Regular discussions, training and restitution workshops were organised by GBoS. These workshops involved national and sub-national statistical actors and fostered productive consultations between national officials, development partners, private sector, and civil society organisations.

The strong commitment of political authorities was observed during the development phase of the NSDS III. Under this principle, it is clear that the NSC, in its capacity as steering committee, will maintain permanent dialogue with decision makers and development partners.

In addition, the NSDS III is aligned with the NDP 2023-2027 and mainstreams the Strategy for the Harmonization of Statistics in Africa 2017-2026 (SHaSA 2).

The NSDS III was developed under the key principle to be demand-driven, responding adequately to the demand for data and statistics from the NDP 2023-2027, the African Union Agenda 2063 and the United Nations Agenda 2030.

In addition to coordination and supervision activities including communication, advocacy and technical assistance, the NSDS III roadmap was developed in line with the operational articulation proposed by the NSDS Guidelines 3.0 which is organised around three stages and seven phases.

Under the Preliminary stage, key stakeholders including development partners were strongly engaged. During the last week of July 2022, NSS stakeholders participated in the meetings and training workshops on NSDS organised at GBoS premises with the support of PARIS21.

Under the design stage, important activities were undertaken including (i) the NSS assessment; (ii) the development of the Strategic Framework which comprises the vision, the mission, the pillars, the strategic objectives and the outputs; and (iii) the development of sectoral and national statistics action plans.

In the absence of the Advanced Data Planning Tool (ADAPT), a data gap analysis was carried out and includes a “review of current practices against good practices, including internationally recommended standards and methodologies, across the data value-chain” for GBoS and other key statistical sectors like agriculture, education, and health. These sectors participated in NSDS III training workshops and were covered by the assessment survey organised by GBoS.

A national workshop on the review and validation of the NSS assessment and NSDS III Strategic Framework was organised by GBoS with support from PARIS21 from 13-15

February 2023. In addition to these two items, the NSDS II final evaluation report was presented and validated. PARIS21 also trained participants on the development of NSDS sector statistics plans and their costing.

A national workshop on the technical validation of the consolidated NSDS III document was held in Banjul from 12 to 13 September 2023. Subsequently, the NSDS III was technically approved on 13 September 2023 by the NSS and was submitted for further endorsement by the NSC and the Cabinet.

The deployment stage will start by the organisation of a national dissemination workshop of the consolidated NSDS III document. Activities here will include the publication and the wide dissemination of the NSDS III document, the NSDS III abridged version and advocacy document. All means of dissemination will be used including posting NSDS III in GBoS website, and media coverage. Furthermore, the government will mobilise resources for full implementation of the NSDS III.

4. Assessment of the national statistical system

The assessment was conducted following the PARIS21 NSDS Guidelines 3.0. It focused on the national statistical system's capacity and its outputs. Key points were reviewed including legal framework, organisational framework, human resources, statistical production, data dissemination and access, data demand and supply.

4.1. The national statistical system capacity

The assessment of the NSS's capacity included (i) a desk review based on the results of the final evaluation of NSDS II, and (ii) the results of an online survey organised by GBoS with the support of PARIS21. The assessment particularly focused on the analysis of the gap concerning the indicators required for the design and monitoring of national, regional, continental, and international agendas.

Going by the findings of this assessment, only 13.3% of institutions in the NSS were established before 1965 implying that most institutions were established during the post-independence period (1965 and beyond).

4.1.1. Legal Framework

The 2005 Statistics Act governs statistical activities in The Gambia. The Act provides for a sustainable, effective, and efficient national statistical system (NSS) for the Gambia and established the Gambia Bureau of Statistics as a supervisory authority of the NSS. As the NSS evolves into a modern statistical system, weakness of the current Act has been identified particularly as it relates to the implementation of the NSDS or the functioning of the NSS. An evaluation of the NSDS II observed that the Act did not outline mechanisms to ensure publicity of the Statistics Act targeting stakeholders. Overall, the Act does not adequately respond to contemporary statistical needs of the country. The limited popularisation of the Act amongst stakeholders is evident in the NSS assessment results with only a few NSS members being aware of the existence of the Act.

The Statistics Act is currently under revision with inputs from key stakeholders. Since the provisions of the Statistics Act govern all statistical activities of the NSS, wide dissemination of the provisions of the Act is essential in empowering NSS members to be more efficient in meeting national demand for statistics. According to the findings of the assessment of the NSS, more than a third of NSS members (35.3%) who participated in the assessment were not aware of the existence of the Statistics Act that governs the establishment of the NSS. There is an urgent need to popularise the provisions of the

Act specifically amongst NSS members as well as the general public to promote compliance with the provisions of the Act.

4.1.2. Organisational Framework

The NSS comprises the Gambia Bureau of Statistics (GBoS), individuals, institutions and all other stakeholders involved in the data production industry in The Gambia. Institutionally, the NSS brings together all key stakeholders and institutions in the field of producing, supplying and using statistics. At the centre of the NSS is the GBoS serving as the coordinator and custodian of national statistics. The GBoS ensures that the sub-systems [Sector Statistical Systems (SSSs)] are integrated into the NSS. The GBoS also ensures that international and national standards are adhered to, to capably audit all the statistics produced and certify them as official. The statistical compendium of concepts and definitions will therefore be a useful tool in this regard. Other statistical standards should also be adopted and decentralised for a harmonised production of statistics that are comparable nationally, regionally, and internationally.

The **national statistical system of The Gambia** comprises:

- The National Statistics Council, which is the advisory body to the national statistical system and oversees the Bureau's policy activities.
- The Gambia Bureau of Statistics (GBoS), which is the leading authority of the National Statistical System.
- Other producers of official statistics, consisting of all ministries, departments, agencies and other organisations in The Gambia that develop, produce and disseminate official statistics in accordance with the Statistics Act.
- Respondents, consisting of persons, households, private and public entities that are requested to provide information about themselves, including their activities, through data collections carried out by producers of official statistics.
- Administrative data providers, consisting of national and local authorities and other organisations that provide producers of official statistics with data collected primarily for administrative purposes.
- Users of official statistics, including the general public, the media, researchers and students, businesses, national and local authorities, non-governmental organisations and international organisations who receive or access official statistics.

The **National Statistics Council**: The Council to be known as the National Statistics Council (NSC) is the main advisory body to the national statistical system on issues of strategic importance to official statistics of The Gambia. The NSC steers the system at the policy and programme levels while the head of GBoS, the Statistician-General, steers the system at the executive level. In this strategic approach to strengthen the NSS, the NSC serves as the steering committee for the process of designing the NSDS III and subsequently monitors its implementation.

The Council consists of the following members:

- A Chairperson, who shall not be a public officer appointed by the Minister;
- The Statistician General;
- A representative of the Ministry of Finance and Economic Affairs, ex officio;

- A representative of the Central Bank, ex officio;
- A representative of suppliers of data nominated by the Gambia Chamber of Commerce and Industry; and
- Two individuals who are producers and users of statistics, academia, civil society, or other private institutions to be nominated by the Conference for Official Statistics as set out in section 14.

Coordination of the national statistical system and statistical programmes

The Gambia Bureau of Statistics (GBoS) is responsible for the coordination of the national statistical system. The Bureau promotes common practices across the national statistical system by ensuring that all producers of official statistics shall use uniform, internationally agreed concepts, definitions, classifications and methods wherever possible. The established statistical programmes, including a multi-year statistical programme and an annual statistical programme, ensures the effective strategic and operational management and coordination of activities in the national statistical system of The Gambia. The multi-year statistical programme defines the strategic development of official statistics of The Gambia, aiming at satisfying existing and emerging user needs and shall provide a vision and priorities for the development of the NSS, establish the required deliveries and development actions, weighing them against the necessary resources. The annual statistical programme of the NSS is an operational translation of the multi-year statistical programme to update the list of producers of official statistics and to provide the legal basis for:

- All official statistics to be released;
- All statistical surveys to be carried out by the producers of official statistics;
- All transmissions of administrative data or data from other existing sources to producers of official statistics;
- Main development activities of official statistics;
- Statistical registers to be maintained and developed.

The Gambia Bureau of Statistics is responsible for preparing the statistical programmes, in close consultation with users of statistics, respondents and administrative data providers. Other producers of official statistics shall be involved in the process and provide the Bureau with the necessary inputs.

The Conference of Official Statistics

The **Conference of Official Statistics** annually convened by the NSS and chaired by the Statistician General creates a forum for members to:

- Adopt uniform standards, common definitions, and indicators for official statistics;
- Agree on the periodic statistics and publications to be provided by the Bureau;
- Adopt guidelines for ensuring the relevance of official statistics;
- Advise the Bureau on any matter referred to the Conference for advice.

In terms of performance in coordination and harmonisation of statistics in the Gambia, GBoS is rated “fair”, “average”, or “good” by different partners. This diverse rating for the coordinating authority of the statistical system points to significant room for improvement in the coordination of the NSS.

According to the results of the NSS assessment, 55.2% of NSS members who completed the assessment questionnaire reported that there has been partnership or collaboration between NSS agencies and different data actors from the country's data ecosystem.

The assessment showed that the level of statistical capacity of the different actors is very variable, especially concerning non-GBoS stakeholders. According to the results of the NSS assessment, 43.1% of NSS members who completed the assessment questionnaire reported that there has been partnership or collaboration between NSS agencies and different data actors from the country's data ecosystem.

Considering the limited statistical capacity of most NSS members, collaboration or partnership between members could have gone a long way in bridging the capacity gaps within the system.

Regarding progress towards the use of computer assisted data collection, the assessment results showed that only 9.8% of NSS members who participated in the assessment have moved from paper-based data collection to computer assisted data collection. Considering the benefits of using computer assisted data collection, use of this method of data collection should be promoted within the NSS.

4.1.3. Human resources capacities in terms of staff and skills/competencies

The current approved organogram of GBoS stated that the expected total number of employees is 101 whereby 100 positions are currently filled. There are 22 males with BSc/BA and 6 females with BSc/BA degrees. Of those with MA/MSc degrees, 18 of them are males and 6 are females.

4.2. Results of the final evaluation of the implementation of the NSDS 2018-2022

The final evaluation of the NSDS II undertaken in July 2022 with the support of PARIS21 covered GBoS and the other actors of the NSS. This evaluation made it possible to (i) highlight key findings in terms of strengths, weaknesses, opportunities and threats, (ii) draw lessons from the implementation of this strategy, and (iii) make important proposals and recommendations for the development of the NSDS III (Annex 4).

The analysis of the implementation of the NSDS II goals clearly shows that the NSS is encountering a coordination problem (lowest implementation rate of 27%) which must be addressed as one of the priority issues during the NSDS III. This situation exists between GBoS and the other NSS sectoral actors but also within these statistical sectoral systems.

Another finding of the evaluation of the NSDS II shows a low level of execution of activities that can be largely attributed to a lack of funding. For this reason, it will be necessary to define criteria for prioritising certain activities over others. Another finding is that the involvement of all NSS stakeholders including development partners to the different stages of the NSDS life cycle, is not only highly advised, but also constitutes a strong condition for success.

The three core lessons learned from the mid-term review include:

- Data on actual expenditure is needed to assess national and partners' efforts to support statistical development in the country.
- Development of NSS requires improved national funding. It is therefore important to implement the decision of the Heads of State of the African Union to allocate 0.15% of national budgets to the development of statistics.
- Technical assistance that is complementary to national funding will continue to be an important lever for the development of statistics.

4.3. Assessment of the national statistical system outputs

As recommended by the PARIS21 NSDS Guidelines 3.0, this exercise was undertaken to determine “the levels of quality and availability of statistics and of the products and services that facilitate the dissemination, communication, and use of statistics”.

4.3.1. Statistical production

The NSS seeks to provide statistics across multiple key areas including infrastructure, fertility analysis and evaluation, mortality analysis and evaluation, national and international migration analysis, spatial distribution of the population and socio-cultural characteristics, housing and household characteristics, economic characteristics, education, gender, directory of settlements, children, disability, the elderly, access to media / ICT, youth, agriculture population and civil registration, vital occurrences and mortality, land tenure and the occupation and use of land.

Other key domains covered by statistical production include finance, external finance, capital investment, savings, salaries, wages, bonuses, fees, allowances and other payments and honoraria for services rendered, income, earnings, profits and interest, personal expenditure and consumption, internal and external trade, banking and insurance, wholesale and retail trade including agents and brokers, wholesale and retail prices of commodities, tourism, hotels and allied industries, manufacturing, building, construction and allied industries, agriculture, including animal husbandry, horticulture and allied industries, forestry (domestic energy supply) , hunting and fishing, fuel, light and power, water undertakings and sanitary services, transport and communications, central and local government including quasi-government, the environment, governance, law, order and safety, poverty, gender, extra-territorial organisations and bodies, and any other statistics that may be required for planning, monitoring and evaluation.

This review confirms the results of the NSDS II final evaluation which found (i) a low level of institutional coordination, (ii) the need to improve development partner coordination, (iii) a low rate of the implementation of the first strategy (35.8%) of Goal 4. Assured quality of data, and (iv) the low rate of the implementation of the first strategy (20.0%) of Goal 6. Sustainable Funding arrangements and Partnerships.

Findings of the NSS assessment show that overall, 58.8% of NSS members are involved in data collection and 56.9% are compiling and maintaining statistical databases. This implies that the majority of NSS members are in one way or the other involved in statistical activities.

Less than 20% of NSS members who participated in the Assessment reported that classifications and definitions are being harmonised among data producers to ensure compatibility of data or to minimise inconsistency and use common language in definitions and calculating indicators. Harmonisation is essential to engender comparability across data sources. This low response could be attributed to low knowledge or awareness of the respondents on some of the NSS activities.

4.3.2. Data quality

Data quality is a key determinant of the trust national and external users place in statistical products. The low level of Strategy 1 of Goal 4 shows that the NSS must continue to improve the quality of data in different statistical domains. To this end, it is important to note the efforts of the NSS to explore both traditional data sources and alternative sources such as administrative data sources. It should be remembered that a Data Quality Assurance Framework (DQAF) and compendium of concepts and definitions was produced, and the process involved all key data producers in the country.

The Gambia has participated in two Voluntary National Reviews (VNRs), one in 2020 and the other in 2022. According to the NSS assessment findings 42.9% of NSS members reportedly participated in Voluntary National Reviews (VNRs). Since increasingly countries are using VNRs to track progress towards the SDGs, NSS members should be encouraged to partake in VNRs.

4.3.3. Data gap assessment

The availability of real time data to enable the country measure progress in realising the SDGs is a major challenge and requires support. Though significant progress has been made in recent years, challenges remain, particularly regarding the collection of data in the environment sector the use of new and emerging technologies such as the Digital Earth Africa initiative.

A main challenge in SDG implementation is inadequate data. In the 2020 Voluntary National Review Report on the Implementation of the 2030 Agenda for Sustainable Development (VNR), the country was able to report on only 52% of SDG indicators which necessitated the conduct of an SDGs survey after the completion of the 2020 VNR. The Gambia Bureau of Statistics (GBoS) in collaboration with the Directorate of Development Planning (DDP) of the Ministry of Finance and Economic Affairs (MoFEA) with financial support from the UNDP Country Office undertook this task to update the status of the indicators. In the NSDS III, conduct of an SDGs survey has been proposed for 2024 to help address some of the data availability issues.

For the statistical system to be responsive to the needs of the country, periodic data gap assessments are essential. Based on the findings of the NSS assessment, only 7.8% of NSS members who responded to the assessment questions reported that they have conducted data gap assessments. This implies that information on existing data gaps is limited. Further inquiries about why such assessments have not been conducted pointed to inadequate capacity in this kind of assessment. Multiple institutions within the NSS indicated the lack of capacity to undertake such assessments, inadequate funding, lack of appropriate technology/software and inadequate collaboration across NSS members.

All these responses point to the need to build capacities in data gap assessment to ensure that the system adequately responds to the statistical needs of the country.

4.3.4. Assessment of the national statistical system financing

Regarding the financing, during the assessment, it was questioned if (i) the various ministries, departments, agencies, and institutions had a plan to secure the financing of statistical activities and (ii) a dedicated budget existed, as part of the national government budget, specifically for statistics.

Limited funding for statistical activities has been a perennial problem for the NSS in The Gambia. Findings of the NSS assessment mirror the limited budgetary allocation to the production of statistics in the country. The assessment results showed that only 17.6% of NSS had a dedicated budget as part of the national government budget to produce statistics. There is a need for increased advocacy for the creation of budgets to produce statistics in the country.

Funding of statistical activities over the past five years: 2018-2022

Reporting on funding of statistical activities over the past five years (2018-2022) has been limited. Nearly half of the MDAs could not report on budgetary allocation to statistical activities over the past five years either because no budgetary allocation was provided for statistical activities, or the funds provided were subsumed under other budget lines. Only seven of the MDAs reported Government budgetary allocation for statistical activities. Few MDAs reported receiving funds for statistical activities from UNDP, UNESCO and IOM over the past five years. The poor reporting on funding for statistical activities can be attributed to the fact that most MDA budgets are not disaggregated for one to establish funds set aside for statistical activities. In addition, most MDAs seldom have funds set aside for statistical activities.

Technical support for the production of statistical data over the last five years

According to findings of the quick diagnostic assessment, some MDAs did receive technical support from partners. Support received mainly came from UNDP, UNFPA, IOM, ECOWAS, European Union, UNICEF, WFP, FAO and the World Bank. Most of the support from these partners was meant to support the development of management information systems, statistical activities, the procurement of equipment and staff training.

Resource mobilisation

Resource mobilisation is key in ensuring that statistical activities have the necessary funding. Findings of the NSS assessment showed that 41.2% of NSS members who participated in the assessment had institutional plans to secure funding for statistical activities. It is interesting to note that many institutions who had no plan for securing funding for statistical activities indicated that no budget was allocated for such an activity. This is indicative of the need to build capacity in resource mobilisation and institutionalise resource mobilisation in the work of NSS members to ensure that requisite funds are mobilised for statistical activities. Such capacity building is essential for the success of the NSDS III.

4.3.5. Assessment of user needs and satisfaction

Data demand and supply

If the results of the user satisfaction survey conducted by GBoS in 2019 are anything to go by, most users of statistical products produced by GBoS are satisfied with the products. Overall, 73.4% of institutions contacted were satisfied with GBoS statistical products. Among the user organisations/institutions, about 83% of the public institutions were satisfied with GBoS services. For the institutions expressing dissatisfaction with GBoS services, nearly 39% said they were not satisfied with GBoS services because they could not receive the data they needed. A third of the dissatisfied institutions indicated that the data produced by GBoS is obsolete and 11.1% claimed that not enough details were provided by the Bureau.

During the NSDS II final evaluation meetings and the NSDS III preparation workshop, it became clear that different users are keen on improving the quality of NSS products to meet their needs. These needs cover demographic and social statistics, economic statistics, environment, and multi-domain statistics (gender, poverty, SDGs, etc.).

Most national and international users showed relative satisfaction of their needs and emphasised the need to continue to improve the quality of the products of the national statistical system.

Quality of statistics produced and user satisfaction

Both MDAs and development partners were requested to assess the quality of statistical products and their overall satisfaction with the products. Many MDAs did not adequately complete this part of the assessment. Each data producer was given the opportunity to assess the production time, efficiency, usefulness, accessibility, dissemination and satisfaction with their statistical products. Since MDAs largely differed in their statistical products, their assessment ratings were largely influenced by their types of products. Overall, regarding satisfaction with data quality, production time, efficiency and accessibility were on average rated as good whilst the quality of statistical products was largely rated as satisfactory. Regarding development partner views on the quality of statistical products, product time and efficiency were on average rated as “good”. Usefulness and accessibility were both rated as “very good” and dissemination was rated as “good”. Development partners rated satisfaction with statistical products as generally satisfactory.

In the current context, the NSS strives to maintain if not improve its performance on real sector statistics, which moreover justifies its status as an e-GDDS admitted country. Other efforts are aimed at improving the indicators required for the implementation of socio-economic programmes, the SDGs and the AU Agenda 2063.

Organising workshops on statistical products for policymakers or journalists is rare according to the NSS assessment results. Such training/workshops are important in raising awareness on the availability of data for both planning and monitoring of development endeavors.

Data dissemination and access

The NSS assessment also looked at dissemination and archiving infrastructure in 2022. According to the findings of this assessment the maintenance of databases is quite common amongst MDAs with 58.8% of MDAs reporting that they maintained their own databases. Overall, 58.8% of MDAs used their websites to disseminate their statistical products, three used Facebook, two used WhatsApp and three used publications to disseminate their statistical findings. Radio and email were reportedly used by two MDAs for dissemination of statistical products.

According to the NDSD II evaluation, the time lag between data collection and dissemination of final results has decreased. The number of publications produced and disseminated has increased over the NSDS II period.

In addition, the number of accesses to statistical databases in the NSS has increased, the number of publications produced with complete metadata increased and GBoS conducted a significant number of surveys between 2018 and 2020 (a significant increase over the previous periods) and all results were disseminated on the GBoS website. Also, GBoS has started disseminating metadata on its portal. These are all indications of major strides towards improved data dissemination and access in The Gambia.

4.4. Strengths, weaknesses, opportunities and threats

From the above assessments, there emerge several strengths, weaknesses, opportunities, and threats (SWOT) that characterise the state of the Gambian statistical system at the time the country is developing its third NSDS.

The results of the SWOT analysis are summarised in the table below:

Table 1. Strengths, weaknesses, opportunities, and threats of the NSS

Strengths	Weaknesses
<ul style="list-style-type: none"> Existence of a statistical law that regulates statistical activities and the uses of statistical products Ratification of the African Charter of Statistics Participation in regional and continental statistical initiatives on the harmonisation and integration of statistics for both regionally and continentally Existence of statistical infrastructure to carry out statistical activities including censuses, and economic studies Existence of statistical units and skills in the collection and management of data in some key Ministries, Departments and Agencies (MDAs) Development of gender and inclusive statistics Strong commitment and availability of main NSS stakeholders including Development Partners 	<ul style="list-style-type: none"> Weak coordination of the NSS The NSDS II did not cover all NSS sectors The current statistics law is outdated in relation to the requirements of the African Charter on Statistics and SHaSA 2, especially with regard to the absence of a statistical development fund Insufficient of planned funding Low level of resource mobilisation and advocacy for statistics Absence of statistical unit in some MDAs Limited statistical capacity of most NSS members Insufficient capacity to undertake data gap assessment Low civil registration and vital statistics systems
Opportunities	Threats
<ul style="list-style-type: none"> Existence of Statistics Law Increasing demand from statistics users Implementation of SHaSA 2 integrated to NSDS III in particular the Decision of the AU Heads of State and Government to AU Member States to allocate 0.15% of their national budgets to finance statistics Admission of the NSDS III as a monitoring and evaluation tool of the NDP III Existence of skills in the collection and management of data in Ministries, Departments and Agencies (MDA) Status of e-GDDS Involvement of key actors like the civil society to forge a new partnership 	<ul style="list-style-type: none"> Insufficient use of statistical data by decision-makers Insufficient sustainable domestic financing for the development of statistics Absence of Development partners' thematic group on support to statistics Inability to provide reliable and timely data required by NDP monitoring and evaluation Persistence of the low level of resource mobilisation Inability to provide reliable and timely data required by e-GDDS status

4.5. Challenges and issues

The international ecosystem was drastically impacted and will remain marked by the negative effects of the COVID-19 for years to come. While the statistical systems of some countries were resilient, others experienced challenges to respond adequately to the needs arising from this pandemic and could not easily achieve the implementation of their statistical program. In the case of The Gambia statistical system, the impact of COVID-19 was felt at all levels and the measures taken could not solve all the challenges generated by the pandemic.

The NSS must therefore, as a matter of priority, recover from this state by restoring its production capacities at the national, sectoral, and regional levels. In addition to this challenge, it is urgent to adequately address the issue of the weak coordination of the system which undermines, among other things, a good qualitative and quantitative harmonisation of its statistics products.

Insofar as the NSDS III is at the centre of the National Development Plan's monitoring-evaluation system, one of the main challenges of the NSS is producing, within the required deadlines, the NDP's monitoring-evaluation reliable and timely indicators which are retained in the results-based logical framework. This challenge at the national level regarding the NDP, is accompanied at the sectoral, subnational, and subregional levels by the requirements for quality and reliable data to enable the implementation of programmes and projects.

The Gambia remains fully committed to meeting the demand for data necessary for monitoring the implementation of the African Union's Agenda 2063 and the United Nations' Sustainable Development Goals.

As a country that has achieved the e-GDDS status, The Gambia should continue to fill in its portal << gambia.opendataforafrica.org>> with reliable and up-to-date statistics. This portal is used to disseminate data related to many areas (macroeconomic, financial, demographic, health, agriculture, education, food security, etc.). It is also open to several other types of data.

Statistical stakeholders' capacities should be built/reinforced in data gap assessment to ensure an adequate and timely responsiveness of the NSS to national and international statistical needs.

The Gambia will have to build a sound resource mobilisation strategy for statistics and a related advocacy plan. This is one of the important challenges that the NSS has been facing and unless it's seriously addressed, most of the activities retained in the NSDS III will be under preparation and may not be implemented successfully.

5. Strategic Framework

The Strategic Framework defines the medium- to long-term vision and mission of and for the national statistical system as well as the core values or guiding principles toward its realisation.

During the workshop on the validation of the NSS assessment and the NSDS III Strategic Framework held in Banjul from 13 to 15 February 2023, all NSS members agreed that the NSDS II Strategic Framework remains reliable and relevant, and that with some adjustments/amendment related to current and emerging developments, it could serve as the Strategic Framework for the NSDS III.

Moreover, the NSDS III is at the centre of the monitoring and evaluation system of the National Development Plan 2023-2027 (NDP III), and it remains the tool for monitoring the implementation of international agendas such as Agenda 2063 of the African Union and the United Nations 2030 Agenda.

The development of the Strategic Framework was a very inclusive exercise which allowed all stakeholders to express their views on their sector but also to issue opinions on other sectors.

As it is a matter of making strategic choices in terms of development, the participation of all the stakeholders brought great added value.

As during the NSDS II, after the visioning exercise, the three elements of the strategic philosophy of the NSDS III, after some adjustments are as follows:

5.1. Vision

A fully functional and resilient National statistical system that produces and disseminates timely quality statistics in response to user needs by 2028.

5.2. Mission

Establish an innovative, integrated, and well-coordinated NSS that produces and disseminates official statistics of high quality in a transparent, accessible, and timely manner and advances its effective use for better decision making.

5.3. Core values

The NSS shall abide by the following seven core values:

1. **User-friendliness:** Users are the reason for the NSS being in statistical production business. Therefore, the NSS shall be user-demand compliant.
2. **Integrity:** The NSS shall remain objective and impartial in the analysis, interpretation, and dissemination of data.
3. **Supplier motivation:** The NSS shall have a programme to motivate suppliers who provide the required data without necessarily providing monetary incentives.
4. **Quality:** The NSS products shall pass the quality tests of relevance, credibility, reliability, timeliness, consistency, completeness, coherence and accessibility.
5. **Efficiency:** The NSS shall promote efficiency by encouraging teamwork, networking, collaboration, motivation, innovation, and cost-effectiveness within the NSS programme implementation.
6. **Sustainability:** The NSS will focus on achieving sustainability of its services by ensuring stability of a contended staff and robust funding processes of its operations.
7. **Confidentiality:** In order to retain the trust and confidence of the suppliers of data, individual data submitted by respondents, whether they are natural or legal entities, shall be treated in confidence.

5.4. Pillars, strategic objectives, and outputs of NSDS III

The Strategic Framework is summarised in a results-based logical framework matrix (Annex 1) which is built according to the following structure:

- In columns: Pillar/strategic objective/output/activities
- In rows: Performance indicators (indicator, baseline, target), source of verification, assumptions and risks, and mitigation measures

The NSDS III Strategic Framework is based on four (4) pillars, seven (7) strategic objectives and thirty-one (31) outputs presented in Table 2, Table 3 and Table 4 below. Each of the four pillars selected includes strategic objectives whose achievement is conditioned by the expected outputs.

The achievement of outputs is conditioned by the implementation of core activities which are retained in the sectoral and national action plans and complete this chain. For each sector, these activities are deemed to be priorities for obtaining the monitoring and evaluation indicators of the National Development Plan, Agenda 2063, and the SDGs

5.4.1. Pillar 1: Strengthening and improvement of the governance of the national statistical system

Weaknesses have been identified in the coordination of the NSS which impede the productivity of the statistical system. Improved coordination would engender data exchange, and harmonised statistical methods and improved data quality, hence improving of evidence-based policy making.

To address these challenges, the NSDS III aims to strengthen and improve the governance of the NSS through effective institutional coordination and communication,

revision, popularisation, and implementation of the Statistics Act, strengthening the coordination body of the NSS, and the establishment of statistical units in the remaining MDAs.

Table 2. Pillar 1: Strengthening and improvement of the governance of the National Statistical System (NSS)

Pillars/strategic objectives/outputs	
Codes	Headings
1	Strengthening and improvement of the governance of the national statistical system (NSS)
1.1	Improve the efficiency and the coordination of the NSS
1.1.1	Institutional coordination and communication mechanisms are improved
1.1.2	The new NSS legal framework is effectively adopted and put in place
1.1.3	The provisions of the new Statistics Act are popularised after its enactment
1.1.4	The capacities of the Directorate of Coordination at GBoS are strengthened
1.1.5	Statistical units are set up and given substantial resources in all MDAs
1.1.6	A thematic group on statistics for Development Partners is created and holds quarterly meetings

5.4.2. Pillar 2: Development of NSS's quality and sustainable capacities

Faced with limited staff and inadequate technological and physical infrastructure, the NSS struggles to meet the users demand for quality data and statistics.

This pillar is aimed at improving investment in human resources through the development and implementation of a sustainable training policy, establishment of a statistical training centre and full implementation of GBoS organisational structure. Provision of modern infrastructure to the NSS and improvements in the technological environment would also contribute to sustaining capacities of the NSS to respond to national statistical needs as well as regional, continental, and international reporting commitments.

Table 3. Pillar 2: Development of NSS quality and sustainable capacities

Pillars/strategic objectives	
Codes	Headings
2	Development of NSS's quality and sustainable capacities
2.1	Train and make available quality and sustainable human resources throughout the NSS
2.1.1	The new GBoS organisational structure is implemented
2.1.2	A sustainable training policy and programme is developed and implemented
2.1.3	A statistical training Centre complex is built
2.2	Provide the NSS with modern infrastructure
2.2.1	The GBoS building is remodeled and becomes more functional and operational
2.2.2	MDAs' statistical units are provided with operational workspaces
2.2.3	Technological environment is reinforced and improved
2.2.4	Statistical infrastructure is improved

5.4.3. Pillar 3: Improvement and innovation of the production of quality statistics

Despite the improvement registered in data production, increasing data demand from development agendas remains a challenge. Challenges posed by COVID-19 have created resilience and innovation in the statistics system such as the introduction of high frequency surveys with the support of the World Bank. In addition, the innovation of digital data collection strategies using Computer Assisted Personal Interviewing (CAPI) were reinforced. However, many MDAs lack functional management information systems and data portals for efficient capture of administrative data and dissemination of data respectively.

Investment in CRVS will improve administrative data systems including birth and death registration which can contribute to improvements in demographic statistics that are key in policy making. Improved administrative data systems including among others, geospatial, national, and subnational data can contribute to reduction in the cost of surveys and censuses.

Improvement of the NSS data production and dissemination quality can be achieved through regular conduct of periodic surveys, expansion of the statistical information base, strengthening and improvement of gender statistics system and the development of a data release and dissemination calendar. Development of a national data quality assessment framework, formulation and implementation of policies governing data operations and capacity assessment of the NSS on issues including outputs and data gaps would all contribute to improving the production of quality statistics by the NSS.

It is important to highlight that The Gambia has acquired funding from the World Bank under the Project Harmonizing and Improving Statistics in West and Central Africa (HISWACA) to improve statistical performance, harmonisation, and data access and use in The Gambia and to support the modernisation of the NSS. Major areas covered under this five-year project include demographic and socio-economic statistical production, real and fiscal sector statistical production, agricultural and climate change statistical production, administrative data production, statistical modernisation, institutional reform, human capital, data accessibility and use, construction and physical infrastructure upgrading and modernisation.

Table 4. Pillar 3: Improvement and innovation of the production of quality statistics

Pillars/strategic objectives/outputs	
Codes	Headings
3	Improvement and innovation of the production of quality statistics
3.1	Improve the NSS's data production and dissemination systems
3.1.1	Regular and periodic surveys are carried out
3.1.2	The statistical information base is expanded
3.1.3	The gender statistics system is strengthened and improved throughout the NSS
3.1.4	The system of administrative statistics in the NSS is developed and improved
3.1.5	A national data release and dissemination calendar is developed and made public
3.2	Provide the NSS with statistical quality management tools
3.2.1	A National Data Quality Assessment Framework (NDQAF) is developed and implemented
3.2.2	Policies governing data operations are finalised and implemented
3.2.3	NSS capacity assessments are organised including on outputs, data gaps, etc

5.5. Pillar 4: A sustainable financing strategy and a resource mobilisation strategy are developed and implemented

In line with the African Union Decision N° EX.CL/Dec.987(XXXII) on the implementation of the Strategy for the Harmonization of Statistics in Africa (ShaSA), the government of The Gambia is supporting national statistical development. However, given the increased data demand, it is important that the government significantly increases support to statistical development. Although major milestones registered in statistical development were also a result of support from development partners, increased and well-coordinated support is still needed to complement government's investment in statistics.

In addition to providing national resources to fund statistical activities, sustainable financing of the NSDS would be attainable through the creation of a national fund for the development of statistics and mobilisation of development partners to commit funds to finance NSS activities which can be attained through enhanced relationships with local and international bodies. Sustainable financing of the NSDS would also require the development of a sound and realistic resource mobilisation strategy and an advocacy strategy. Improved political support and ownership by the Government, improved statistical culture at stakeholder level, including the private sector and civil society are prerequisites for the attainment of this pillar. The mobilisation of national stakeholders and the community of Development Partners on statistical funding would be essential for sustainable financing of the NSS.

Table 5. Pillar 4: A sustainable financing strategy and a resource mobilisation strategy are developed and implemented

Pillars/strategic objectives	
Codes	Headings
4	A sustainable financing strategy and a resource mobilisation strategy are developed and implemented
4.1	Develop a sustainable and realistic financing strategy
4.1.1	National resources are dedicated to - and effectively used for - statistical activities
4.1.2	The National Fund for the Development of Statistics is created and operational
4.1.3	Development Partners are mobilised and committed to finance the NSS activities
4.1.4	Enhance relationships with local & international bodies
4.2	Develop and implement a sound and realistic resource mobilisation strategy
4.2.1	An advocacy strategy is developed
4.2.2	Political will and ownership by the government are improved
4.2.3	Statistical culture is improved at all stakeholders' levels including private sector and civil society
4.2.4	National stakeholders are mobilised on statistical funding
4.2.5	The community of Development Partners is mobilised on statistical funding

6. NSDS III Implementation Framework

6.1. Development of sectoral and national statistics action plans

The development of the statistics action plan was an inclusive exercise under the coordination of GBoS. To this end, after the training provided by PARIS21 during the February 2023 workshop, a set of frameworks for this work was given to sectors for their contributions.

Each sector was asked to:

- describe the sector background with a SWOT analysis.
- provide the sector data requirements with a sector indicators table showing the indicators selected for the monitoring and evaluation of the NDP III, Agenda 2063, SDGs and the Sector Strategic Plan. This table highlights for each indicator, availability, data sources, frequency, baseline, target, and the responsible lead institutions.

Based on the above elements, each sector developed a list of activities necessary for the production of indicators, which enabled it to establish and cost its sector five-year statistical plan. Sector responses were carefully analysed to extract core statistical activities related to the production of indicators.

In addition to GBoS, the following MDAs contributed to this exercise: Ministry of Finance and Economic Affairs (MoFEA), Ministry of Interior (Mol), Ministry of Health (MoH), Ministry of Agriculture (MoA)/Department of Planning (DOP), Ministry of Public services (MoPS), Ministry of Basic and Secondary Education (MoBSE), Ministry of Higher Education, Research, Science and Technology (MoHERST), Ministry of Transport, Work, and Infrastructure (MoTWI), Ministry of Gender, Children and Social Welfare (MoGCSW), Ministry of Trade, Regional Integration and Employment (MoTIE), Department of Forestry, Department of Water Resources (DWR), Central Bank of The Gambia (CBG), Gambia Investment and Export Promotion Agency (GIEPA), Food Safety and Quality Authority (FSQA), National Population Commission Secretariat (NPCS), National Nutrition Agency (NaNA), National Accreditation and Quality Assurance Authority (NAQAA).

In addition to the sectoral work, the NSS undertook the synthesis to draw up the NSDS III consolidated 5-Year Statistical Plan, using sectoral statistical action plans as inputs. It is thus obvious that the implementation of the NSDS III includes addressing the

constraints raised by the different sectors. Likewise, the NSS will ensure that it takes better advantage of all the opportunities reported in each sector.

In fact, all sectors that participated in the development of the National Statistical Action Plan now have the basis to develop their own sectoral statistics strategies which they are encouraged to do. GBoS should assist sectors in the development of their strategies.

6.2. The National Statistics Action Plan and budget

In accordance with the Strategic Framework, the national statistics Action Plan includes selected activities required for the production of the various outputs. There are a total of 165 activities of which 16 for Pillar 1; 71 for Pillar 2; 64 for Pillar 3; and 14 for Pillar 4. The total cost of the National Statistical Action Plan amounts to USD 105.70 million or GMD 6,236.37 million at the exchange rate of 1 USD= 59 GMD.

The costs and weights of the four (4) pillars are reflected in Table 6, Figure 1 and Figure 2. Pillar 3 dedicated to improving and innovating the production of quality statistics alone represents 71.8% of the costs of the NSDS III, followed by Pillar 2 dedicated to capacity building (17.4%), and Pillar 4 (10%).

Table 6. Summary investment needed for NSDS III by pillar from 2024 to 2028

Pillars		Timeframe and costs (USD million)					Total	%
Codes	Headings	2024	2025	2026	2027	2028		
1	Strengthening and improvement of the governance of the national statistical system (NSS)	0.10	0.18	0.19	0.20	0.22	0.89	0.8%
2	Development of the NSS quality and sustainable capacities	1.86	10.24	2.96	1.75	1.53	18.35	17.4%
3	Improvement and innovation of the production of quality statistics	35.24	7.44	11.92	8.53	12.73	75.86	71.8%
4	A sustainable financing strategy and a resource mobilisation strategy are developed and implemented	0.05	1.23	3.16	3.08	3.08	10.60	10.0%
Total		37.26	19.09	18.22	13.56	17.57	105.70	100.0%

Figure 1. NSDS III pillar costs

USD million

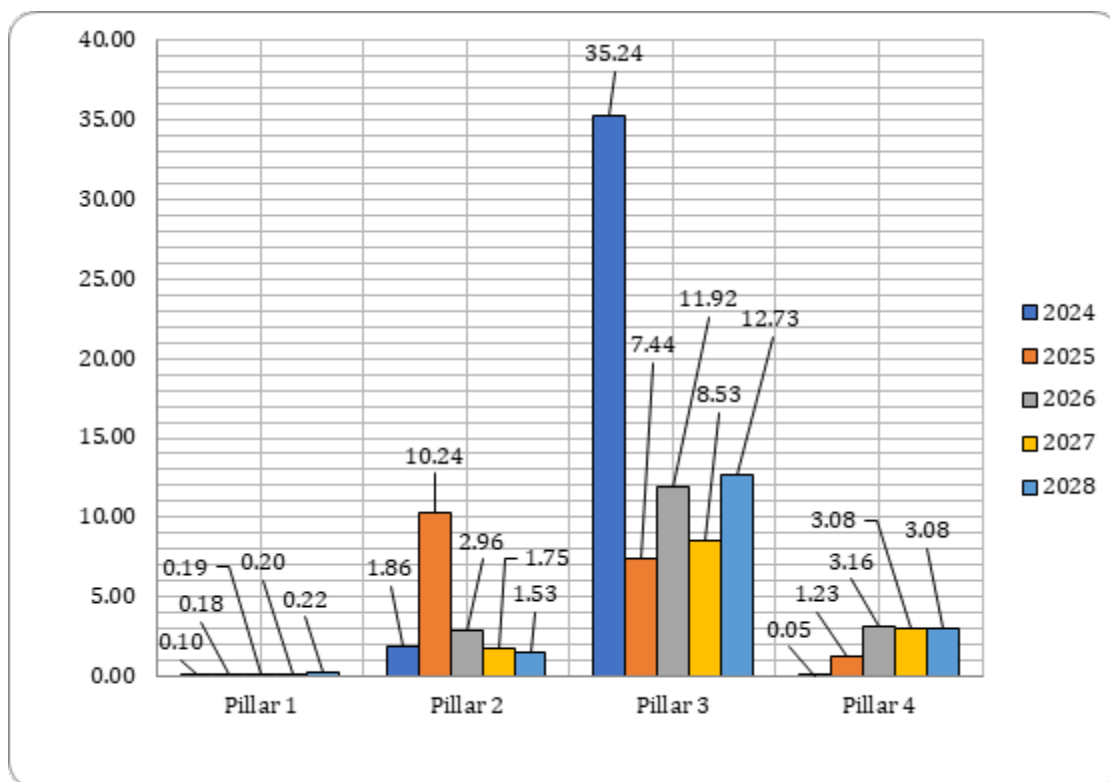
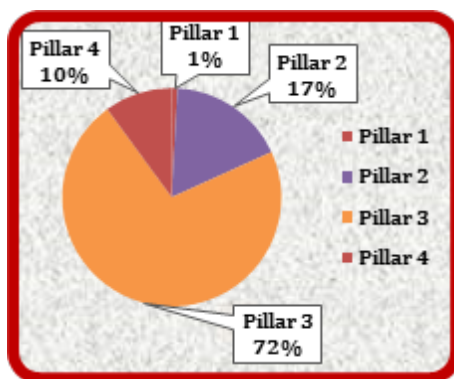


Figure 2. NSDS III pillars' weights (%)



The detailed costs at output level are shown in Table 7 below.

Table 7. Costs of NSDS III by pillar, strategic objective, and output

Pillar/Strategic Objective/Output		Timeframe and costs (amount in USD)					
Code	Heading	2024	2025	2026	2027	2028	Total
1.	Strengthening and improvement of the governance of the National Statistical System (NSS)	102,695	184,336	190,268	196,124	217,669	891,092
1.1	Improve the efficiency and the coordination of the NSS	102,695	184,336	190,268	196,124	217,669	891,092
1.1.1	Institutional coordination and communication mechanisms are improved	67,695	85,954	100,773	112,301	125,149	491,872
2.	Development of NSS's quality and sustainable capacities	1,862,412	10,236,307	2,958,155	1,754,918	1,533,375	18,345,168
2.1	Train and make available quality and sustainable human resources throughout the NSS	480,837	1,674,182	1,247,979	1,012,376	803,166	5,218,540
2.1.1	The new GBoS organisational structure is implemented	0	2,500	2,787	3,106	3,463	11,856
2.1.2	A sustainable training policy and programme is developed and implemented	216,837	361,746	399,706	374,157	370,418	1,722,864
2.1.3	A statistical training Centre complex is built	264,000	1,309,936	845,486	635,113	429,285	3,483,820
2.2	Provide the NSS with modern infrastructure	1,381,575	8,562,125	1,710,177	742,542	730,209	13,126,628
2.2.1	The GBoS building is remodeled and becomes more functional and operational	121,695	7,023,935	148,222	141,134	145,657	7,580,643
2.2.2	MDAs' statistical units are provided with	120,000	242,500	247,500	207,500	207,500	1,025,000

	operational workspaces						
2.2.3	Technological environment is reinforced and improved	885,880	906,021	646,332	61,919	66,618	2,566,769
2.2.4	Statistical infrastructure is improved	254,000	389,670	668,122	331,989	310,434	1,954,215
3.	Improvement and innovation of the production of quality statistics	35,242,390	7,444,261	11,916,228	8,531,434	12,730,576	75,864,891
3.1	Improve the NSS's data production and dissemination systems	35,181,721	7,383,110	11,861,177	8,500,003	12,711,834	75,637,845
3.1.1	Regular and periodic surveys are carried out	17,280,973	5,901,453	9,949,055	6,937,495	11,047,674	51,116,649
3.1.2	The statistical information base is expanded	17,384,731	880,640	1,319,958	899,066	970,733	21,455,128
3.1.3	The gender statistics system is strengthened and improved throughout the NSS	0	90,000	50,000	90,000	50,000	280,000
3.1.4	The system of administrative statistics in the NSS is developed and improved	496,695	491,695	522,842	554,120	560,546	2,625,898
3.1.5	A national data release and dissemination calendar is developed and made public	19,322	19,322	19,322	19,322	82,881	160,169
3.2	Provide the NSS with statistical quality management tools	60,669	61,151	55,051	31,431	18,742	227,046
3.2.1	A National Data Quality Assessment Framework (NDQAF) is developed and implemented	30,000	35,220	39,260	7,294	8,130	119,904
3.2.2	Policies governing data operations are finalised and implemented	15,669	8,321	9,248	2,256	2,482	37,977
3.2.3	NSS capacity assessments are	15,000	17,610	6,543	21,881	8,130	69,165

	organised including on outputs, data gaps, etc.						
4.	A sustainable financing strategy and a resource mobilisation strategy are developed and implemented	53,475	1,225,000	3,159,588	3,078,489	3,083,478	10,600,030
4.1	Develop a sustainable and realistic financing strategy	18,475	1,175,000	3,106,147	3,027,426	3,028,851	10,355,898
4.1.1	National resources are dedicated to - and effectively used for - statistical activities	0	165,000	95,000	15,000	15,000	290,000
4.1.2	The National Fund for the Development of Statistics is created and operational	8,475	1,000,000	3,000,000	3,000,000	3,000,000	10,008,475
4.1.3	Development Partners are mobilised and committed to finance the NSS activities	5,000	5,000	5,574	6,213	6,925	28,712
4.1.4	Enhance relationships with local & international bodies	5,000	5,000	5,574	6,213	6,925	28,712
4.2	Develop and implement a sound and realistic resource mobilisation strategy	35,000	50,000	53,441	51,064	54,627	244,132
4.2.1	An advocacy strategy is developed	10,000	15,000	16,721	18,638	20,776	81,135
4.2.2	Political will and ownership by the government are improved	10,000	10,000	10,000	10,000	10,000	50,000
4.2.3.	Statistical culture is improved at all stakeholders' levels including private sector and civil society	10,000	10,000	11,147	12,426	13,851	57,423
4.2.4	National stakeholders are mobilised on statistical funding	5,000	5,000	5,574	0	0	15,574
4.2.5	The community of Development Partners	0	10,000	10,000	10,000	10,000	40,000

is mobilised on statistical funding							
Total	37,260,972	19,089,905	18,224,240	13,560,966	17,565,098	105,701,181	

During the lifetime of the NSDS III, GBoS will place particular emphasis on improving ICT and GIS infrastructures which are fundamental for the development and sustainability of quality statistical production. The costs of those core activities are USD 1,53 million for ICT improvement (activity 2.2.3.8), and USD 0,48 Million for GIS improvement (activity 2.2.3.9). GBoS's commitment to enhancing its ICT and GIS infrastructures is a strategic move that extends far beyond technology. It's an investment in efficiency, accuracy, transparency, and empowerment. Through these comprehensive strategies, GBoS is not only preparing itself for the challenges of the present but also positioning itself as a formidable institution capable of shaping the data-driven future of The Gambia.

A robust ICT strategy is pivotal for the efficient production and dissemination of official statistics by GBoS. An assessment conducted by the IT department has revealed the insufficiency of the current IT infrastructure in supporting GBoS's operations effectively. Therefore, a crucial step is the modernisation of GBoS's ICT framework to ensure the timely delivery of accurate statistics to both governmental bodies and the public alike.

The assessment report recommends a multifaceted approach to enhance GBoS's IT systems, encompassing upgrading existing infrastructure, adopting cutting-edge technologies, enhancing IT staff capacity, seeking specialised technical assistance, and strengthening technical collaboration with other National Statistical Offices and development partners. To elevate the GBoS ICT infrastructure to the required standard, the following systems and services will be established:

- Windows Server 2022 Active Directory Domain System
- On-Premises Email system (Exchange server 2019 for Outlook)
- Creation of a SharePoint Server environment for on-site and off-site data resources for users (File Server)
- Establishment of a VPN network
- Implementation of an IT Security Policy
- Procurement of Genuine Software License for Microsoft Office 2021 or Office 365 and Microsoft Windows operating systems
- Genuine license antivirus Bitdefender
- Networking and Security Solutions
- Database & Application Backup Solutions
- Virtualisation & Cloud Solutions
- Windows Server Update Services (WSUS)
- Develop a comprehensive mitigation plan ensuring the recovery of critical IT systems during disruptions or disasters, minimising downtime and data loss.
- Allocate resources for ongoing user training and technical support to empower GBoS staff to effectively utilise the new IT infrastructure and software.
- Ensure seamless integration of the upgraded IT infrastructure with other pertinent systems used by GBoS or its partner organisations.

- Provide sufficient training for the ICT team to proficiently manage and oversee the implemented ICT infrastructure and services for the census project.

While GBoS has made strides in refining survey designs, data capture, processing, and dissemination through modern GIS technologies, there is a need to further bolster the GIS unit. This strengthening entails augmenting staffing levels, enhancing the skills of current staff, and embracing novel GIS technologies to elevate data production. The strategy for enhancing the GIS infrastructure encompasses the following initiatives:

- Capacity building on GIS enterprise, spatial analysis & data visualisation.
- Conducting advanced training on Web GIS and mobile mapping
- Upgrading the GIS Lab
- Procuring Mobile mapping devices (125 Trimble T7 Tablets, 5 Drones with a base station)
- Providing long-term overseas training in GIS
- Establish an open data portal to disseminate GIS data and analysis outcomes to the public, researchers, and policymakers, fostering transparency and data-driven decision-making.
- Develop intuitive web mapping applications that enable users to interact with GIS data, enhancing accessibility and engagement.
- Implement a data archiving strategy to ensure the enduring preservation of GIS data and analysis.
- Organise workshops focused on advanced geospatial analysis techniques, augmenting the analytical prowess of the GIS staff.
- Engage stakeholder institutions to harmonise available administrative spatial datasets
- Develop metadata for all the available spatial datasets

7. NSDS III funding and resource mobilisation

The funding of the NSDS III Action Plan will be achieved through several schemes and by the units responsible for the execution of the activities. If the activities selected in the action plan fall within the scope of the routine activities of the various actors, it is likely that they will be financed by the national budget.

In any case, each statistical sector stakeholder will have to deploy appropriate financing mechanisms according to its budgetary provisions, including the call for technical and financial partners who support this sector's statistical activities.

7.1. Resource mobilisation

In view of the results of the assessment, the production of statistics is hampered by the lack of adequate resources. The Gambia will need to prepare and adopt a resource mobilisation strategy based on the strengthening of the statistical culture and the political will which are likely to ensure the mobilisation of internal resources for the benefit of statistics.

The Government of The Gambia will aim at creating statistics units and allocate specific budgets for statistics in MDAs or sectors.

7.2. Funding mechanisms and coordination

After the adoption of the NSDS III by the government, a roundtable will be organised for the financing of the NSDS III Action Plan.

The NSDS III Steering Committee will coordinate the management of the funds received to support The Gambia in implementation of the Action Plan. GBoS must invest in this activity, first internally, and then as the key segment in the center - and in charge of the coordination - of the NSS.

Ultimately, The Gambia is called upon to create the National Fund for the Development of Statistics in response to the recommendations of the African Charter on Statistics and SHaSA 2.

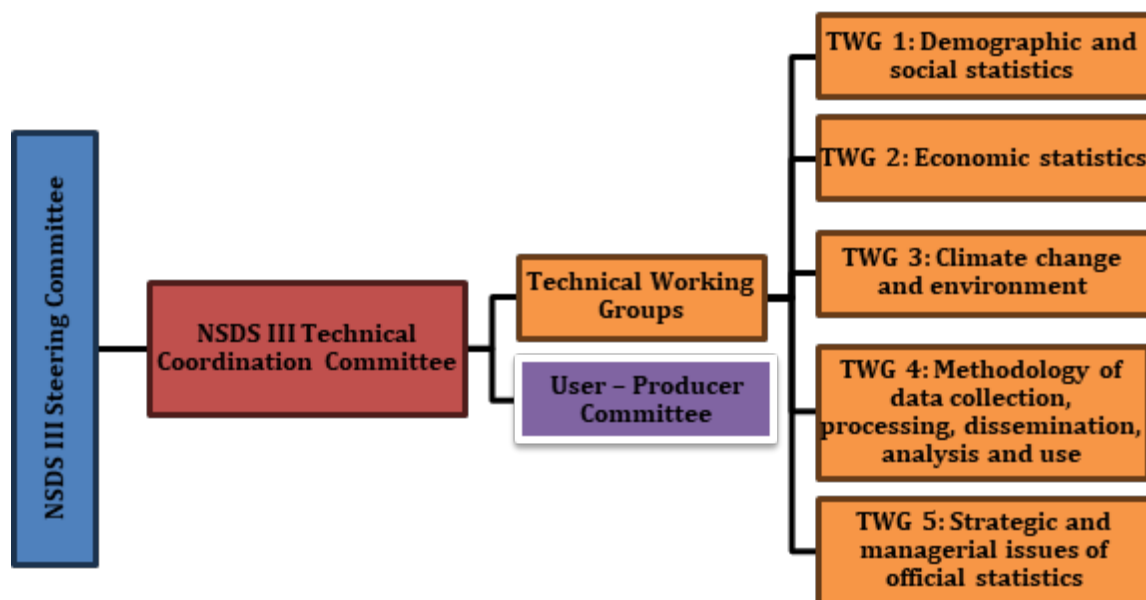
8. Monitoring and evaluation

Monitoring and evaluation activities are of high importance for the successful implementation of the NSDS III. These activities are the responsibility of the governance actors put in place to steer the development and implementation of this strategy.

These actors described in Chapter III, are (i) the NSDS III Steering Committee which oversees the development and the implementation of the strategy, (ii) the NSDS III Technical Coordination Committee, and (iii) the five (5) Technical Working Groups. GBoS, which has the key role in all these bodies including its capacity as Secretariat, is entrusted to supervise the operational activities of the NSDS III.

The User-Producer Committee is expected to be the collaborative body between the users and producers of statistics and will work to provide regular detailed information regarding users' needs. This could be in various forms such as rapid assessments and the feedback will be timely communicated to producers through the GBoS.

Figure 3. Monitoring and evaluation implementation



The results-based logical framework matrix (Annex 1) will serve as a framework for monitoring and evaluation. The execution of the activities in the NSDS III Action Plan will help produce the indicators necessary for the monitoring and evaluation of the Green Recovery-Focused NDP 2023-2027, the Agenda 2063, and the SDGs. This execution will be the subject of an evaluation using the indicators linked to activities and defined with baselines, targets as well as sources of verification, and responsible bodies.

Throughout the implementation of the NSDS III Action Plan, depending on the intermediate results obtained at the sectoral and/or national levels, appropriate corrective measures will be taken to maintain and even improve the implementation of the NSDS III.

Under the coordination of GBoS, reports on the implementation of the NSDS III will be produced at the sector and national levels and submitted to the Steering Committee for review and advice.

The following reports will be produced:

- Activity reports which will be prepared by the governance bodies of the NSDS III, with a half-yearly or annual frequency depending on the activities.
- The report on the mid-term review in 2025
- The final evaluation report on implementation of the NSDS III in 2027

The mid-term review and final evaluation will be undertaken independently with the support of development partners, particularly PARIS21.

9. Assumptions, risks and mitigation measures

The successful implementation of the NSDS III is based on a certain number of risks or assumptions which are identified at the sectoral and national levels. These risks/assumptions were flagged as threats during the NSS SWOT analysis including sector self-assessments as part of the development of sectoral statistical action plans.

The results-based logical framework matrix also lists the risks and mitigation measures for each activity in the NSDS III.

The risks that are likely to hamper the implementation of the NSDS III include:

- weak statistics culture and insufficient use of statistical data in decision making,
- weak coordination of the NSS,
- low level of national resources allocated to the financing of statistics,
- low resource mobilisation.
- low statistical capacity and high staff turn-over due to lack of adequate motivation

To address these risks, appropriate mitigation measures will be taken and implemented including:

- advocacy at the highest level of the Government to sustain political will and improve the use of statistics by decision makers, and
- the development and implementation of a resource mobilisation strategy with a view to increasing national resources dedicated to statistics and seeking funding from development partners.
- investing in sustainable human capital and creating a resilient environment for the NSS to be fit for purpose.

10. Conclusion

By placing the NSDS III at the centre of the NDP 2023-2027 monitoring and evaluation system, the government of the Gambia has shown its continuous full confidence and trust in its national statistical system (NSS). This confidence calls for increased demand for quality data production and use for better informed decision making.

The NSS is therefore called upon to meet this challenge by delivering, within the required timeframes, quality statistical products to meet the needs of users at the national, regional, and international levels, including in particular the monitoring and evaluation of the NDP 2023-2027, the Agenda 2063 of the African Union, and the SDGs. These require adequate human, financial and technical resources.

The NSS's vision of “a fully functional and resilient national statistical system that produces and disseminates quality statistics in response to user needs by 2028” is a pledge to respond effectively to the expectations of users, first and foremost the government, the private sector, civil society, academia, and development partners.

The effective implementation of the NSDS III will contribute to closing data gaps in monitoring the implementation of the NDP 2023-2027, sector strategies, local government strategic plans, Agenda 2063, and SDGs. This will be achieved through traditional as well as non-traditional statistical methods with particular focus on emerging issues such as climate change, environment, and gender.

The implementation of NSDS III will strengthen the resilience, modernisation, and transformation of the Gambia national statistical system to adequately respond to the increased data user needs.

Annexes

Annex 1: NSDS III Results-based logical framework

Pillar/Strategic Objective/Output/Activity		Responsibility		PERFORMANCE INDICATORS			Sources of verification	Assumptions, Risks (AR)/ Mitigation Measures (MM)
Code	Heading	Implementor	Partner	Indicator	Baseline	Target		
1.	Strengthening and improvement of the governance of the National Statistical System (NSS)							
1.1	Improve the efficiency and the coordination of the NSS							
1.1.1	Institutional coordination and communication mechanisms are improved							
1.1.1.1	Improve the operationalization of the National Steering Committee (NSC) for the NSS to monitor and advise on the NSDSIII implementation	GBoS	MDAs	Number of NSC meetings held	Low level of activities	4 meetings in a year	Minutes of the meeting	A/R: insufficient resources; MM: provision of resources in GBoS budget
1.1.1.2	Establish technical working committees (TWC) on specific areas to meet quarterly	GBoS	MDAs & Development Partners	Number of meetings held	TWC proposed in NSDS III in 2023	4 meetings in a year	Minutes of the meeting	A/R: insufficient resources; MM: provision of resources in GBoS budget
1.1.1.3	Establish and operationalize a User – Producer Committee to meet twice yearly with clear terms of reference	GBoS	MDAs	Number of meetings held	User-Producer Committee proposed in NSDS III in 2023	2 meetings in a year	Minutes of the meeting	A/R: insufficient resources; MM: provision of resources in GBoS budget
1.1.1.4	Establish and operationalize a National Consultative Committee (NCC) to meet every quarter with clear terms of reference	GBoS	MDAs & Development Partners	Number of meetings held	NCC proposed in the NSDS III in 2023	4 meetings in a year	Minutes of the meeting	A/R: insufficient resources; MM: provision of resources in GBoS budget
1.1.1.5	Create Public Relations Office in SG’s Department	GBoS		Existence of a public relations office	No	Relation office created by 2026	GBoS report	A/R: insufficient resources; MM: provision of resources in GBoS budget
1.1.1.6	Create the office of a Communications Expert	GBoS		Existence of the office of a communications expert	No	Relation office created by 2027	GBoS report	A/R: insufficient resources; MM: provision of resources in GBoS budget

Pillar/Strategic Objective/Output/Activity		Responsibility		PERFORMANCE INDICATORS			Sources of verification	Assumptions, Risks (AR) / Mitigation Measures (MM)
Code	Heading	Implementor	Partner	Indicator	Baseline	Target		
1.1.1.7	Hold regular monthly GBoS Management meetings	GBoS		Number of meetings held	Insufficient number of monthly management meetings	Regular monthly management meetings held	Minutes of the management meetings	A/R: Lack of information on the policy and implementation of activities; MM: GBoS will develop and implement a calendar off monthly MGT meetings
1.1.1.8	Conduct regular consultative meetings with stakeholders every quarter	GBoS	MDAs & Development Partners	Number of meetings held	Low level of consultation with stakeholders	1	Minutes of the meetings	A/R: insufficient resources; MM: provision of resources in GBoS budget
1.1.1.9	Enhanced land, river, sea and air, transport for affordability, accessibility, and competitiveness	MoTWI	MoTWI, SOEs under MoTWI & Public-Private Partners (PPP)	Proportion of the rural population who live within 2 km of an all-season road	55%	75%	Survey	A/R: insufficient resources, Inadequate Capacity; MM: provision of resources in MoTWI budget & PPP option
		MoTWI, GCAA	GIA, GT BOARD, GCAA	Passenger volumes, by mode of transport	Air: 359,909 Maritime/River: 3,863,738	Air: 500,000 Maritime/River: 4,500,648	Administrative Data	A/R: Exogenous Shocks (e.g., Pandemics); MM: Reorient with a turnaround strategy of recovery and Introduce uncertainty as a standard factor for long-term planning
		MoTWI, NRA	NRA	Number of kilometers of Urban & Rural roads constructed	Urban Roads GBA 261.56 km/ Rural Roads 64.3 KM	Urban Roads GBA 511.56 km/ Rural Roads 578.3 KM	Survey	A/R: insufficient resources; MM: Internal resource Mobilization and engagement of Development Partners
		MoTWI, GFS	GFSC, GPA	Number of ferries plying the Banjul/Barra Sea route	3	4	Administrative Data	A/R: insufficient resource to acquire the recommended green Ferry; MM: Reengagement of Donor Partners to bridge the funding gap
1.1.2	The new NSS legal framework is effectively adopted and put in place							
1.1.2.1	Review the 2019 Statistics Bill and advocate for its enactment	GBoS	MDAs	The 2019 statistics bill is reviewed and adopted	The 2019 statistics bill	A new statistics law for the NSS is adopted by 2026	The legal document is accessible	A/R: Political will; MM: GBoS advocates for the adoption of the new law in the Parliament

Pillar/Strategic Objective/Output/Activity		Responsibility		PERFORMANCE INDICATORS			Sources of verification	Assumptions, Risks (AR)/ Mitigation Measures (MM)
Code	Heading	Implementor	Partner	Indicator	Baseline	Target		
1.1.3	The provisions of the new Statistics Act are popularized after its enactment							
1.1.3.1	Popularize the provisions of the new statistics act	GBoS	MDAs & Development Partners	Number of sensitization campaigns/workshops conducted			Report of the sensitisation activities	A/R: Political will and lack of resources for sensitisation; MM: GBoS makes provisions in its budget and organizes sensitisation campaigns
1.1.4	The capacities of the Directorate of Coordination at GBoS are strengthened							
1.1.4.1	Hire more statisticians to strengthen the Directorate of Coordination, Statistical Methods, Quality Assurance & Dissemination	GBoS		Number of statisticians hired	0	5	New hired staff for the directorate	A/R: insufficient resources; MM: provision of resources in GBoS budget
1.1.5	Statistical units are set up and given substantial resources in all MDAs							
1.1.5.1	Setup statistics units in MDAs	GBoS	MDAs	Number of statistics units set up	20% in 2023	50% in 2027, and 100% by 2028	Reports of NSS units	A/R: Political will and lack of resources in some MDAs; MM: MDAs make provisions in their budgets for the creation of statistics units
1.1.5.3	Establish a Directorate of Statistics at MoTWI where all sub-sector statistics units will report to.	MoTWI	NRA, GPA, GFSC, GCAA, GMA and GIA	Directorate of Statistics established at the MoTWI	None	Establish a statistics Directorate	MoTWI activity report	A/R: Approval and budgetary consideration by PMO; MM: To engage PMO as per SSSDS recommendation of establishing a statistic directorate.
1.1.6	A thematic group on statistics for Development Partners is created and holds quarterly meetings							
1.1.6.1	Create a thematic group on statistics for Development Partners (holds quarterly meetings)	Development Partners	GBoS	Number of meetings held	No	4 meetings in a year	Minutes of the meetings	A/R: Lack of / weak coordination of support to statistics activities; MM: GBoS advocates towards Development Partners for the creation of the group

Pillar/Strategic Objective/Output/Activity		Responsibility		PERFORMANCE INDICATORS			Sources of verification	Assumptions, Risks (AR) / Mitigation Measures (MM)
Code	Heading	Implementor	Partner	Indicator	Baseline	Target		
1.1.6.2	Conduct regular consultative workshops/seminars for dissemination of statistical information	GBoS	NSS	Number of workshops/seminars conducted by the NSS	Not available	At least 2 workshops / seminars in a year	Report of the seminar/dissemination workshops	A/R: insufficient resources; MM: provision of resources in GBoS budget, and advocacy for support from Development Partners
2.	Development of NSS's quality and sustainable capacities							
2.1	Train and make available quality and sustainable human resources throughout the NSS							
2.1.1	The new GBoS organizational structure is implemented							
2.1.1.1	Train staff on the new performance management scheme	GBoS		Number of trainings conducted	0 in 2023	1 in a year	Training reports	A/R: Lack of skills in management; MM: GBoS will implement the new performance management scheme
2.1.1.2	Hold regular staff meetings	GBoS		Number of meetings held in a year	1	4 in a year	Minutes of the meeting	A/R: Lack of information on the policy and implementation of activities; MM: GBoS will develop and implement a calendar off annual meetings
2.1.2	A sustainable training policy and programme is developed and implemented							
2.1.2.1	Undertake staff audit of GBoS and NSS	GBoS		Number of staff audits conducted	0	2 in 5 years	Audit report	A/R: Lack of information on the policy and implementation of activities; MM: GBoS will develop and implement a calendar off annual meetings
2.1.2.2	Continue to recruit additional staff at GBoS in line with the new organizational structure	GBoS		Number of new staff recruited	9 staff recruited in 2023	recruit 6 by 2026 and additional 6 by 2028	GBoS Reports on human resources	A/R: Difficulties due to lack of staff to implement the new organizational structure; MM: GBoS makes provisions in the budget for the recruitment of new staff
2.1.2.3	Conduct short courses for GBoS staff (all cadres) and NSS statistical staff in-country	GBoS	NSS	Number of short courses organized	Not available	2 courses in a year	Reports of the courses	A/R: insufficient resources; MM: provision of resources in GBoS budget, and advocacy for financial support from

Pillar/Strategic Objective/Output/Activity		Responsibility		PERFORMANCE INDICATORS			Sources of verification	Assumptions, Risks (AR)/ Mitigation Measures (MM)
Code	Heading	Implementor	Partner	Indicator	Baseline	Target		
								Development Partners
2.1.2.4	GBoS staff (all cadres) & NSS statistical staff long courses within and abroad	GBoS	NSS	Number of long courses attended abroad by the NSS	Not available	2 cadres in a year	Reports of the courses	A/R: insufficient resources; MM: provision of resources in GBoS budget, and advocacy for financial support from Development Partners
2.1.2.5	Conduct statistical literacy training for users twice yearly	GBoS	NSS	Number of trainings conducted	Not available	2 in a year	Training reports	A/R: insufficient resources; MM: provision of resources in GBoS budget
2.1.2.6	Conduct the annual user-producer forum	GBoS	NSS	Availability of the meeting report	Not organize in 2023	1 forum in a year	Forum report	A/R: insufficient resources; MM: provision of resources in GBoS budget
2.1.2.7	Train 6, HMIS staff on DHIS2 level 2 Academy on Design and Customization, Tracker Configuration and data use	MoH (HMIS)	Development Partners	6 HMIS Staff trained on DHIS2 Level 2 Academy on Design and Customization, Tracker Configuration and data use	0	6	MoH activity report	A/R: insufficient resources; MM: provision of resources in HMIS budget, and advocacy for financial support from Development Partners (Global Fund, WB, WHO and etc.)
2.1.2.8	Train HMIS staff on statistical software's (GIS, SPSS and STATA)	MoH (HMIS)	Development Partners	7 HMIS Staff trained on statistical software	0	7	MoH activity report	A/R: insufficient resources; MM: provision of resources in HMIS budget, and advocacy for financial support from Development Partners (Global Fund, WB, WHO and etc.)
2.1.2.9	Train on how to use the e-market platform	GIEPA		Number of Businesses adopting Gambia's e-commerce platform	0	75% of businesses in our database	Gambia E-Commerce Platform	A/R: insufficient resources and capacity; MM: provision of resources by GIEPA, advocacy for donor funding
2.1.2.12	Conduct training for NaNA staff on human nutrition research in partnership with MRCG at London School of Hygiene and Tropical Medicine	NaNA	MRC and GBoS	Number of NaNA staff Trained on human nutrition research	0	10	Human Nutrition Training Report	limited staff trained on human nutrition research at the Agency therefore government should provide funding for the identified staff to be trained
2.1.2.13	Conduct annual training for stakeholders on data collection, analysis and reporting	NaNA	GBoS	Number of NaNA Staff trained on data collection, analysis and reporting.	0	50	Human Nutrition Training Report	limited financial resources to support this activity. Ministry of Finance should provide

Pillar/Strategic Objective/Output/Activity		Responsibility		PERFORMANCE INDICATORS			Sources of verification	Assumptions, Risks (AR) / Mitigation Measures (MM)
Code	Heading	Implementor	Partner	Indicator	Baseline	Target		
								financial resources for the activity to be conducted
2.1.2.14	Conduct training of stakeholders on project proposal development	NaNA	GBoS	Number of NaNA staff trained on project proposal development	0	40	Human Nutrition Training Report	No funds available, Ministry of Finance should allocate more financial resources to the Agency to support the capacity of staff in proposal development.
2.1.2.15	Student Data Collection (Enrolment, Progression & Graduation Data)	NAQAA	MoHERST	to be deleted				
2.1.2.16	Tracer Studies on tertiary and higher education graduates.	NAQAA	MoHERST	Tracer study on tertiary and higher education graduates conducted	No	Yes	NAQAA activity report	
2.1.2.17	Strengthening the capacity of CBG staff to develop new knowledge and skills in the area of statistics	CBG		Number of CBG staff trained in statistical analysis	few staff have knowledge on statistical analysis	10	CBG Activity reports/ Annual report	staff need to be trained on statistical software packages and analysis/ Inadequate resources
2.1.2.18	Strengthen data processing, analysis and reporting capacity	MoBSE		Number of MoBSE staff trained in data processing, analysis and report writing	12	36	MoBSE activity reports	There will be designated data and EMIS staff in each regional Education and Headquarter directorate
2.1.2.19	Conduct capacity assessment of all data management staff	MoBSE		Capacity assessment of MoBSE data management staff conducted	No	Yes	MoBSE activity reports	AU/ECOWAS EMIS assessment 2018 report is still valid
2.1.2.20	Build the capacity of data managers at the grass root level	MoBSE		Number data managers at the grass root level trained	832	2000	MoBSE activity reports	At least two per school (one admin Staff and a support Staff) plus cluster monitors and regional planning focal point.
2.1.2.21	Regularly update real time data	MoHERST		Update of real time data undertaken	No	Yes	MoHERST activity report	Unavailability of data
2.1.2.22	Regular train key personnels (focal points) from all the THEIs.	MoHERST	THEIs GCCl Donor Partners	Number of trainings of focal persons conducted	No		MoHERST activity report	Insufficient funds
2.1.3	A statistical training Centre complex is built							

Pillar/Strategic Objective/Output/Activity		Responsibility		PERFORMANCE INDICATORS			Sources of verification	Assumptions, Risks (AR)/ Mitigation Measures (MM)
Code	Heading	Implementor	Partner	Indicator	Baseline	Target		
2.1.3.1	Build a statistical training centre for the NSS	GBoS	MDAs & Development Partners	Existence of a statistical training center	Absence of statistical training center	A statistical training center is built by 2026	GBoS Reports	A/R: insufficient resources; MM: provision of resources in GBoS budget, and advocacy for financial support from Development Partners
2.1.3.2	Operationalize the statistical training centre in collaboration with the UTG and implement the curriculum developed by the NSS	GBoS	UTG and other NSS' actors	Organization of courses, work-shops and seminars	No	The statistical center is functional by 2027	Courses provided by the center to the NSS statistical staff	A/R: insufficient resources and absence of curricula; MM: provision of resources by the Government, and development of curricula
2.2	Provide the NSS with modern infrastructure							
2.2.1	The GBoS building is remodeled and becomes more functional and operational							
2.2.1.1	Remodel the GBoS Office complex to provide more space and a conducive working environment for staff	GBoS	Development Partners	Remodeling activities	No	Activity finalized by 2026	GBoS report	A/R: insufficient resources; MM: provision of resources by the Government
2.2.1.2	Improve on office facilities by renovating toilets and surroundings	GBoS		Renovation activities	No	Activity finalized by 2026	GBoS report	A/R: insufficient resources; MM: provision of resources by the Government
2.2.1.3	Procure more office furniture, air conditioners and other accessories	GBoS		Procurement of equipment	List of items to be procured in NSDS III	Procurement finalized by 2025	GBoS report	A/R: insufficient resources; MM: provision of resources by the Government
2.2.1.4	Establish self-sustaining cafeteria for staff	GBoS		Space dedicated for the cafeteria	Not available in 2023	Activity finalized by 2026	GBoS report	A/R: insufficient resources; MM: provision of resources by GBoS
2.2.1.5	Procure 4X4 replacement vehicles for the operations of GBoS	GBoS		Number of vehicles procured	0	17	GBoS report	A/R: insufficient resources; MM: provision of resources by GBoS
2.2.1.6	Procure vehicles for Directors of GBoS	GBoS		Number of vehicles procured	0	6	GBoS report	A/R: insufficient resources; MM: provision of resources by GBoS
2.2.1.7	Procure vehicles for HMIS monitoring	MoH (HMIS)	Development Partners	Number of vehicles procured	1	3	HMIS report	A/R: insufficient resources; MM: provision of resources in HMIS budget, and advocacy

Pillar/Strategic Objective/Output/Activity		Responsibility		PERFORMANCE INDICATORS			Sources of verification	Assumptions, Risks (AR) / Mitigation Measures (MM)
Code	Heading	Implementor	Partner	Indicator	Baseline	Target		
2.2.1.8	Procure motor bicycles for regional HMIS staff for routine monitoring	MoH (HMIS)	Development Partners	Number of motor bicycles to be procure	0	7	HMIS report	for financial support from Development Partners (Global Fund, WB, WHO and etc.) A/R: insufficient resources; MM: provision of resources in HMIS budget, and advocacy for financial support from Development Partners (Global Fund, WB, WHO and etc.)
2.2.2	MDAs' statistical units are provided with operational workspaces							
2.2.2.1	Set up statistical units in the MDAs and regions	MDAs	GBoS	Number of statistical units set up	0	7 (3 by 2025 and 4 by 2028)	MDAs reports	A/R: insufficient resources; MM: provision of resources in MDA/GBoS budget, and advocacy for financial support from Development Partners
2.2.2.2	Undertake staff audit to determine human resource requirement for the statistics unit	MDAs	GBoS	Number of audits undertaken	No	Yes	MDAs reports	A/R: insufficient resources; MM: provision of resources in MDA/GBoS budget, and advocacy for financial support from Development Partners
2.2.2.3	Undertake recruitment of additional staff to man the new statistics unit	MDAs	GBoS	Number of staff recruited	0	To be determined based on the needs of the unit created	MDAs reports	A/R: insufficient resources; MM: provision of resources in MDA/GBoS budget, and advocacy for financial support from Development Partners
2.2.2.4	Procure all types of equipment and tools required for the operationalization of new units	MDAs	GBoS	Number new units well equipped	0	Provide sufficient equipment and tools for the operationalisation of the units created	MDAs reports	A/R: insufficient resources; MM: provision of resources in MDA/GBoS budget, and advocacy for financial support from Development Partners
2.2.3	Technological environment is reinforced and improved							

Pillar/Strategic Objective/Output/Activity		Responsibility		PERFORMANCE INDICATORS			Sources of verification	Assumptions, Risks (AR)/ Mitigation Measures (MM)
Code	Heading	Implementor	Partner	Indicator	Baseline	Target		
2.2.3.1	Develop database linkages with other sectors in the NSS	GBoS	MDAs & Development Partners	Number of sectors with MIS systems linked to GBoS MIS	4	10	GBoS and MDAs reports	A/R: low interest of the remaining sectors; MM: Advocacy by GBoS for the involvement of remaining MDAs
2.2.3.2	Develop MIS systems for sectors to improve data capture	GBoS	MDAs & Development Partners	Number of MIS systems developed	4	10	GBoS and MDAs reports	A/R: low interest of the remaining sectors; MM: Advocacy by GBoS for the involvement of remaining MDAs
2.2.3.3	Periodically upgrade the GBoS website to improve its functionalities	GBoS	Development Partners	Data portal upgrading activities	Existing GBoS data portal	An upgraded portal each year	GBoS report	A/R: obsolete website; MM: Upgrading activities become routine GBoS/IT work
2.2.3.4	Improve LAN and WIFI internet connection in GBoS	GBoS	Development Partners	Improved internet connectivity at GBoS	Poor connectivity	Improved connectivity as from 2024	GBoS report	A/R: negative impact of the poor quality of LAN and internet in GBoS work; MM: GBoS secure resources for the improvement of LAN et WIFI connection
2.2.3.5	Procure updated licensed software packages (SPSS, STATA, GIS, PDF, Tableau, Microsoft and others)	GBoS	Development Partners	Availability of licensed software packages for staff	No	Yes	GBoS report	A/R: deadlocks due to invalid software packages; MM: GBoS secure resources for the procurement of secure and valid software packages
2.2.3.6	Install adequate data backup system (internal and external) to ensure data security	GBoS	MDAs & Development Partners	Adequate backup systems in place	No	Yes	GBoS report	A/R: Loss of data and works in case of problems in the installed system; MM: GBoS secure resources for the installation of the backup system
2.2.3.7	Procure computer hardware, printers and peripherals	GBoS	MDAs & Development Partners	Number of computer hardware, printers and peripherals procured	Existing computer equipment has reached the replacement deadline	All equipment replaced as from 2025	GBoS report	A/R: Negative impact of obsolete IT equipment on performance and quality of work; MM: GBoS secure resources for the procurement of new IT equipment
2.2.3.8	Improve ICT infrastructure	GBoS	MDAs &	Existence of updated and improved GIS	Equipment to be	All required	GBoS report	A/R: insufficient resources;

Pillar/Strategic Objective/Output/Activity		Responsibility		PERFORMANCE INDICATORS			Sources of verification	Assumptions, Risks (AR) / Mitigation Measures (MM)
Code	Heading	Implementor	Partner	Indicator	Baseline	Target		
			Development Partners	infrastructure at GBoS	procured and list of activities to be implemented proposed in NSDS III	equipment procured and proposed activities implemented		MM: provision of resources in GBoS budget, and advocacy for financial support from Development Partners
2.2.3.9	Improve GIS infrastructure	GBoS	MDAs & Development Partners	Existence of updated and improved GIS infrastructure at GBoS	Equipment to be procured and list of activities to be implemented proposed in NSDS III	All required equipment procured and proposed activities implemented	GBoS report	A/R: insufficient resources; MM: provision of resources in GBoS budget, and advocacy for financial support from Development Partners
2.2.3.10	Procure laptops	MoH (HMIS)	Development Partners	Number of laptops procured	0	10	Activity report	A/R: insufficient resources; MM: provision of resources in HMIS budget, and advocacy for financial support from Development Partners (Global Fund, WB, WHO and etc.)
2.2.3.11	Procure license statistical software (SPSS, STATA, PDF, Microsoft package, GIS)	MoH (HMIS)	Development Partners	Number of up-to-date licensed statistical software procured	0	5	Activity report	A/R: insufficient resources; MM: provision of resources in HMIS budget, and advocacy for financial support from Development Partners (Global Fund, WB, WHO and etc.)
2.2.3.12	Monitor and evaluate the usage of the platform and sustainability	GIEPA		Total revenue gained	0	All users	Gambia E-Commerce Platform	A/R: insufficient resources and capacity; MM: provision of resources by GIEPA, advocacy for donor funding
2.2.3.13	Procure Servers and Server Operating Systems	MoFEA		Servers and server operating system procured	No	Yes		
2.2.3.14	Develop backup and redundancy for critical applications such as (Meridian), ERMS, IFMIS, AMP,	MoFEA	DLDM, AGD, NSS, DoB	Frequency of Back-ups and number of users for the applications	6	12	Activity report	

Pillar/Strategic Objective/Output/Activity		Responsibility		PERFORMANCE INDICATORS			Sources of verification	Assumptions, Risks (AR)/ Mitigation Measures (MM)
Code	Heading	Implementor	Partner	Indicator	Baseline	Target		
	monitoring and evaluation tools etc.							
2.2.3.15	Procure license statistical software (STATA, MATLAB, PDF, Microsoft package)	MoFEA	DDP, DTR, EMPD, AC,	Number of up-to-date licensed statistical software procured	0	4	Activity report	
2.2.3.16	Provide ICT materials for Data Collection and compilation	MoTWI	NRA, GPA, GFSC, GCAA, GMA and GIA	Number of Tablets/laptops procured	0	15 Tablets & 4 Laptop Computers	Activity report	A/R: insufficient resources; MM: provision of resources in MoTWI budget
2.2.3.17	Procure license statistical software (SPSS, STATA, PDF, Microsoft package, GIS)	MoTWI	NRA, GPA, GFSC, GCAA, GMA and GIA	Number of up-to-date licensed statistical software procured	0	5	Activity report	A/R: insufficient resources; MM: Mobilization of resources MoTWI budget
2.2.3.18	Upgrade the NAQAA Database for Data Collection (for Tertiary/Higher Education/TVET institutions)	NAQAA	MoHERST	NAQAA database updated	No	Yes	Activity report	
2.2.3.19	Expand the online database by including LMIS and roll it out to all Tertiary and Higher Education Institutions (THEIs)	MoHERST	THEIs GCCl Donor Partners					
2.2.4	Statistical infrastructure is improved							
2.2.4.1	Compile and maintain a regular business register	GBoS	MDAs	Existence of a business register	No	Yes	GBoS report and business register	A/R: low quality of statistics produced; MM: Provide sufficient resources in GBoS budget
2.2.4.2	Develop data audit criteria to determine official statistics	GBoS	MDAs & Development Partners	Existence of an audit criteria for rendering data as official statistics	No	Yes	GBoS document	A/R: lack of control over statistics produced/no criteria to determine official statistics in the NSS; MM: Provide sufficient resources in GBoS

Pillar/Strategic Objective/Output/Activity		Responsibility		PERFORMANCE INDICATORS			Sources of verification	Assumptions, Risks (AR)/ Mitigation Measures (MM)
Code	Heading	Implementor	Partner	Indicator	Baseline	Target		
								budget
2.2.4.3	Adopt international classifications, concepts and definitions and customize to national context	GBoS	MDAs & Development Partners	International classifications, concepts and definitions used in the production of statistics	Current standards in use (classifications, concepts and definitions)	New or revised standards from 2025	GBoS reports and statistical products	A/R: Difficulties in monitoring regional, continental and international agendas; MM: Provide sufficient resources in GBoS budget/ build capacity
2.2.4.4	Develop adequate and modern library in GBoS	GBoS		A modern library exists in GBoS	No	Modern library created in 2026	Existence of a modern library at GBoS	A/R: insufficient resources; MM: provision of resources by GBoS, advocacy for donor funding
2.2.4.5	Review and update the compendium of concepts, definitions, standards and methodologies	GBoS	MDAs	Existence of an updated compendium	The current compendium	Updated compendium in 2024	GBoS website	A/R: lack of uniform standards in the NSS/Insufficient resources; MM: provision of resources by GBoS, advocacy for donor funding
2.2.4.6	Undertake a comprehensive revision of consumer price index	GBoS	ECOWAS/Development Partners	A rebased CPI exists	No	2024	Rebased CPI	A/R: insufficient resources; MM: provision of resources by GBoS, advocacy for donor funding
2.2.4.7	Undertake an expansion of the CPI Geographical Coverage	GBoS	Development Partners	Expanded CPI in terms of geographical coverage	No	2025	Expanded CPI in terms of geographical coverage	A/R: insufficient resources; MM: provision of resources by GBoS, advocacy for donor funding
2.2.4.8	Adopt the CAPI method of data collection for CPI	GBoS	Development Partners	CAPI data collection method is fully adopted for CPI	No	2024	Tablets purchased and programs for collecting CPI developed	A/R: insufficient resources; MM: provision of resources by GBoS, advocacy for donor funding
2.2.4.9	Adopt the Latest COICOP classification	GBoS	ECOWAS/Development Partners	the latest COICOP classification is adopted	No	2024	latest COICOP classification used in GBoS activities	A/R: insufficient resources and capacity; MM: provision of resources by GBoS, advocacy for donor funding
2.2.4.10	Adopt the GFS Manual 2014	GBoS	Development Partners	The GFS Manual 2014 is adopted	No	2024	New BoP based on GFS Manual 2014	A/R: insufficient resources and capacity; MM: provision of resources by GBoS, advocacy for donor funding

Pillar/Strategic Objective/Output/Activity		Responsibility		PERFORMANCE INDICATORS			Sources of verification	Assumptions, Risks (AR)/ Mitigation Measures (MM)
Code	Heading	Implementor	Partner	Indicator	Baseline	Target		
2.2.4.11	Produce decentralised GFS	GBoS	Development Partners	A decentralised GFS is produced	No	2024	Publication of decentralised GFS	A/R: insufficient resources and capacity; MM: provision of resources by GBoS, advocacy for donor funding
2.2.4.12	Develop a nationwide MSME mapping	GIEPA		Data collection exercise for the MSME sector	0	Once in every 2 years	GIEPA Annual Report	A/R: insufficient resources and capacity; MM: provision of resources by GIEPA, advocacy for donor funding
2.2.4.13	Review/develop a detail data collection procedure, indicating coverage and date lines.	MoBSE		Data collection procedure and guideline, indicating coverage and date lines	Yes	Review	Availability of data collection guideline document	Every two years the data collection procedure and guideline are reviewed
3.	Improvement and innovation of the production of quality statistics							
3.1	Improve the NSS's data production and dissemination systems							
3.1.1	Regular and periodic surveys are carried out							
3.1.1.1	Implement an integrated survey programme of regular economic and social statistics (see annex)	GBoS	MDAs	Existence of integrated survey programme of regular economic and social statistics	A survey and economic program proposed in NSDS III	The survey programme of regular economic and social statistics is fully implemented over period 2024-2028	GBoS reports	A/R: insufficient resources; MM: provision of resources by GBoS, advocacy for donor funding
3.1.1.2	Conduct a Comprehensive National Household and Children ICT Survey	GBoS	MDAs	Availability of the survey report	No	Activity fully implemented in 2025	Survey report	A/R: insufficient resources; MM: provision of resources by GBoS, advocacy for donor funding
3.1.1.3	Conduct a Comprehensive Institutional and Establishment ICT Survey	GBoS	MDAs	Availability of the survey report	No	Activity fully implemented in 2025	Survey report	A/R: insufficient resources; MM: provision of resources by GBoS, advocacy for donor funding
3.1.1.4	Conduct regular and periodic surveys (Traffic Surveys, Road	MoTWI	NRA, GPA, GCAA, GMA, GIA and	Number of surveys conducted annually	2	4	Survey report	A/R: insufficient funding; MM: provision of resources by

Pillar/Strategic Objective/Output/Activity		Responsibility		PERFORMANCE INDICATORS			Sources of verification	Assumptions, Risks (AR) / Mitigation Measures (MM)
Code	Heading	Implementor	Partner	Indicator	Baseline	Target		
	User surveys etc.)		GFSC					MoTWTI and the sector Agencies
3.1.1.5	To conduct a Total Dietary Study on rice in The Gambia	FSQA	GBOS/NaNA	Number of test parameters conducted and / or surveys conducted	Rapid food consumption survey 2021	at least 5 rice-based dishes or foods	Study report	Resources are inadequate to conduct total dietary studies
3.1.1.6	Conduct Total Diet Study Wheat Flour Products	FSQA	GBOS/NaNA	Number of test parameters conducted and / or surveys conducted	Rapid food consumption survey 2021	at least 5 wheat flour-based dishes or foods	Study report	Resources are inadequate to conduct total dietary studies
3.1.1.7	Conduct Total Diet Study on Chicken Legs	FSQA	GBOS/NaNA	Number of test parameters conducted and / or surveys conducted	FAO Stats	at least 5 chicken legs-based dishes or foods	Study report	Resources are inadequate to conduct total dietary studies
3.1.1.8	Conduct Total Diet Study on Dairy Products	FSQA	GBOS/NaNA	Number of test parameters conducted and / or surveys conducted	FAO Stats	at least 5 dairy based dishes	Study report	Resources are inadequate to conduct total dietary studies
3.1.1.9	Conduct Total Diet Study on Millet	FSQA	GBOS/NaNA	Number of test parameters conducted and / or surveys conducted	Rapid food consumption survey 2021	at least 5 millet-based dishes or foods	Study report	Resources are inadequate to conduct total dietary studies
3.1.1.10	Conduct annual national Nutrition Surveys targeting children under 5 years	NaNA	GBoS	Number of nutrition surveys conducted	1	2	NaNA activity reports	A/R: insufficient resources; MM: provision of resources by Government, advocacy for donor funding
3.1.1.11	Conduct Employers' Skills Need survey	NAQAA	MoHERST	Employer Skills Need Survey conducted	No	Yes	MoHERST activity report	
3.1.1.12	Conduct Quality Assurance Survey	NAQAA	MoHERST	Number of quality assurance survey conducted.	No	Yes	NAQA activity report	
3.1.1.13	Conduct survey on Remittances to ascertain the purpose of remitting money and the source	CBG	Repeated	Number of remittance surveys conducted			CBG Activity reports	
3.1.1.14	Collaborate with MOFEA to share data on CBG financing of Government deficits	CBG	MoFEA					
3.1.1.15	Conduct survey on Remittances to ascertain the exact purpose,	CBG		Number of surveys conducted	0 -never engaged in the survey	twice in a year	Survey report/BOP	Conducting the survey will include data quality and also

Pillar/Strategic Objective/Output/Activity		Responsibility		PERFORMANCE INDICATORS			Sources of verification	Assumptions, Risks (AR)/ Mitigation Measures (MM)
Code	Heading	Implementor	Partner	Indicator	Baseline	Target		
	amount and source of remitting money						DATA	provide information on the source and purpose of remitting money
3.1.1.16	Conduct a comprehensive Re-export trade survey to establish the current value of export & re-export and transit goods	CBG		Re-export survey conducted	The last survey conducted was in 2019	twice every year i.e., lean period and peak period	Survey report/BOP DATA	financial constraints
3.1.1.17	Conduct Labour Survey	MoTIE	GBoS	Existence of the Labour Force Survey Report	No	5	Survey report	A/R: insufficient resources; MM: advocacy for donor funding
3.1.2	The statistical information base is expanded							
3.1.2.1	Build capacity in big data technology to use both traditional and non-traditional data sources for complementary statistical production, including the recruitment of a consultant	GBoS	MDAs/Development Partners	Availability of training/workshop reports	No	Yes	Training/workshop reports	A/R: insufficient resources and capacity; MM: provision of resources by GBoS, advocacy for donor funding
3.1.2.2	Develop and implement Civil Registration and Vital Statistics (CRVS)	GBoS	MDAs/Development Partners	Existence of a comprehensive CRVS system in The Gambia	No	Yes	Comprehensive CRVS system in The Gambia	A/R: insufficient resources and capacity; MM: provision of resources by GBoS, advocacy for donor funding
3.1.2.3	Conduct Preseason Assessment	MoA/DOP	FAO, WFP, NGOs	Conduct Pre-season assessment survey	2021 Preseason Assessment survey	Once a Year	MoA Activity Report	A/R: Inadequate resources (financial and human). MM: Hiring temporal staff and seeking financial supports from FAO and WFP
3.1.2.4	Conduct Annual National Agricultural Sample Survey	MoA/DOP	FAO, WFP, NGOs, GBoS	Conduct Annual National Agricultural Sample Survey (NASS)	2022 National Agricultural Sample Survey	Once a Year	NASS Report /MoA Activity Report	A/R: Inadequate resources (financial and human). MM: Hiring temporal staff and seeking financial supports from FAO and WFP
3.1.2.5	Conduct Preharvest Assessment	MoA/DOP	FAO, WFP, NGOs	Conduct Preharvest Assessment	2022 Preharvest Survey	Once a Year	Preharvest Report/ MoA Activity Report	A/R: Inadequate resources (financial and human). MM: Hiring temporal staff and seeking financial supports from FAO and WFP

Pillar/Strategic Objective/Output/Activity		Responsibility		PERFORMANCE INDICATORS			Sources of verification	Assumptions, Risks (AR)/ Mitigation Measures (MM)
Code	Heading	Implementor	Partner	Indicator	Baseline	Target		
3.1.2.6	Conduct Cereal Stock Assessment	MoA/DOP	FAO, WFP, NGOs	Conduct Cereal stock assessment	No	Once a Year	MoA Activity Report	A/R: Inadequate resources (financial and human). MM: Hiring temporal staff and seeking financial supports from FAO and WFP
3.1.2.7	Conduct Post-harvest Assessment	MoA/DOP	FAO, WFP, NGOs	Post-harvest assessment conducted	No	Yes	MoA Activity Report	A/R: Inadequate resources (financial and human). MM: Hiring temporal staff and seek for financial supports from FAO and WFP
3.1.2.8	Produce the CH report with estimated population at risk in the current and projected phases	MoA/DOP	CILSS, FAO, WFP, NGOs, Stakeholders	Conduct CH Analysis	2022 CH Analysis Assessment	Once a Year	CH Report/MoA Activity Report	A/R: Limited funds and unavailability of data.
3.1.2.9	Produce the HEA Outcome Analysis report with the estimated population in SD and LPD	MoA/DOP	CILSS, FAO, WFP, NGOs	Conduct HEA Outcome Analysis	2022 HEA Outcome Assessment	2024	MoA Activity Report	A/R: Lack of funds.
3.1.2.10	Conduct Food Security Assessment	MoA/DOP	FAO, WFP, NGOs	Food security assessment conducted	2021 Food security Survey	Once a Year	MoA/DOP activity report	A/R: Lack of funds / Seek for financial support from Donors
3.1.2.11	Conduct Horticulture Survey	MoA/DOP	CBG, FAO, WFP, GBoS	Conduct Horticulture survey	No.	2024	MoA/DOP activity report/ Horticulture Survey Report	A/R: Lack of funds / Seek for financial support from Donors
3.1.2.12	Prepare the GAMIS Bulletin Report	MoA/DOP	FAO, WFP	Publish the GAMIS Bulletin	August 2023 GAMIS Bulletin	Monthly	MoA/DOP activity report	A/R: Limited funds/Seek for financial support from Donors
3.1.2.13	Conduct Agricultural Census	MoA/DOP	FAO, WFP, NGOs, GBoS	Conduct Agriculture Census	2011 Census	Yes	MoA/DOP activity report	A/R: Lack of funds / Seek for financial support from Donors
3.1.2.14	Conduct the Comprehensive Food Security and vulnerability analysis	MoA/DOP	FAO, WFP	Number of Comprehensive Food Security and vulnerability analysis conducted	0	2	MoA/DOP activity report	A/R: lack of funds/ Seek for financial support from Donors
3.1.2.15	Prepare policy briefs and macroeconomic bulletins	Directorate of Macroeconomic and Directorate of Taxes	MoFEA	Annual policy briefs and macroeconomic bulletins	73	88	Activity report	
3.1.2.16	Prepare monthly fuel prices	Directorate of Macroeconomic	MoFEA	Monthly fuel prices available	No.	Yes	MoFEA activity report	

Pillar/Strategic Objective/Output/Activity		Responsibility		PERFORMANCE INDICATORS			Sources of verification	Assumptions, Risks (AR)/ Mitigation Measures (MM)
Code	Heading	Implementor	Partner	Indicator	Baseline	Target		
		ic and Directorate of Taxes						
3.1.2.17	Prepare quarterly public debt statistical bulletin	Directorate of Loans & Debt Management	MoFEA	Quarterly Statistical Bulletin published	No	Yes	MoFEA activity report	
3.1.2.18	Produce and publish the Aid Bulletin	Directorate of Aid Coordination	MoFEA	Aid Bulletin Published	No	Yes	MoFEA activity report	
3.1.2.19	Record and compile forestry statistical data	Forestry Dept.	Local communities, donors, GBoS, NGOs, CBOs	Number of Annual Forestry Statistical Reports published	0	5	Activity report	A/R Insufficient funding; MM: Provision of fund by DoF and Mobilisation of funds from donors
3.1.2.20	Formulate Data Dissemination policy for the sector	MoTWI	NRA, GPA, GCAA, GFSC, GMA and GIA	Data dissemination Policy formulated	No	Yes	Activity report	A/R: insufficient funding; MM: provision of resources by MoTWI and advocacy for donor funding
3.1.2.21	Restructure the current database infrastructure to accommodate all subsectors under MoTWI	MoTWI	NRA, GPA, GCAA, GFSC, GMA and GIA	Number of databases created	1	6	Activity report	A/R: insufficient funding; MM: Internal Resource Mobilization and engagement of donor partners for any possible funding gaps
3.1.2.22	Conduct evaluation of programmes and projects	NaNA	GBoS	Evaluation of programmes and projects conducted	0	1	NaNA Evaluation Report	for a project to be effective, there is need to conduct an evaluation and to do so funds have to be available. The agency should advocate for more financial resources for such an important exercise
3.1.2.23	Develop a MIS web-based platform	NaNA	GBoS, MoH	MIS web-based platform developed	No	Yes	NaNA Activity report	Lack of harmonisation for MIS and also limited financial resources to support the establishment of a nutrition MIS
3.1.2.24	Server	NaNA	GBoS, MoH	Unsure if the activity is a statistical activity	No	Yes	NaNA Activity report	A/R Insufficient funding; MM: Provision of fund by government and mobilisation

Pillar/Strategic Objective/Output/Activity		Responsibility		PERFORMANCE INDICATORS			Sources of verification	Assumptions, Risks (AR)/ Mitigation Measures (MM)
Code	Heading	Implementor	Partner	Indicator	Baseline	Target		
								of funds from donors
3.1.2.25	Procure Computers,	NaNA	GBoS, MoH	Unsure if the activity is a statistical activity	0	15	NaNA Activity report	A/R Insufficient funding; MM: Provision of fund by government and mobilisation of funds from donors
3.1.2.26	Procure Data Cards	NaNA	GBoS, MoH	Unsure if the activity is a statistical activity	0	50	NaNA Activity report	A/R Insufficient funding; MM: Provision of fund by government and mobilisation of funds from donors
3.1.2.27	Procure scales, MUAC tapes, and Height boards	NaNA	GBoS, MoH	Each item should be quantified	0	50 Scales, 50 packets of MUAC Tap, 50 height boards	NaNA Activity report	A/R Insufficient funding; MM: Provision of fund by government and mobilisation of funds from donors
3.1.2.28	Train users on the management information system developed	NaNA	MoH, GBoS	Number of staff trained on the use of the MIS platform	0	50	NaNA Activity report	A/R Insufficient funding; MM: Provision of fund by government and mobilisation of funds from donors
3.1.2.29	Improve Data Management-Maintenance of CBG Data Warehouse-maintain and upgrade the CBG data ware house	CBG		Annual Payment of the Data ware house Developer	Payment is done annually	Annual Payment	CBG Activity report/Payment receipts	
3.1.3	The gender statistics system is strengthened and improved throughout the NSS							
3.1.3.1	Mainstream the gender statistics and advocate for production in the NSS	Ministry of Gender and GBoS	NSS					
3.1.4	The system of administrative statistics in the NSS is developed and improved							
3.1.4.1	Develop data portals for MDAs without dissemination platforms	GBoS	MDAs	Existence of data portals for MDAs without dissemination portals	MDAs in the NSS without dissemination portals	All MDAs have fully functional data portals by 2026	Accessible data portals for MDAs	A/R: insufficient resources; MM: provision of resources by MDAs/GBoS, advocacy for donor funding
3.1.4.2	Put in place an effective,	MoI	GBoS	A quarterly reporting system established	No	Yes	MoI activity	Insufficient equipment's,

Pillar/Strategic Objective/Output/Activity		Responsibility		PERFORMANCE INDICATORS			Sources of verification	Assumptions, Risks (AR)/ Mitigation Measures (MM)
Code	Heading	Implementor	Partner	Indicator	Baseline	Target		
	efficient and consistent data collection system						reports	sufficient equipment is required for effective data processing system
3.1.4.3	Implement a timely, accurate and reliable data capturing and processing system	MoI	GBoS	Data management information system established for MoI	No	Yes	MoI activity reports	A/R: insufficient resources; MM: provision of resources by government, advocacy for donor funding
3.1.4.4	Use communication to improve data dissemination	MoI	GBoS	MoU signed with GBoS for use of GBoS website for the dissemination of MoI data	No	Yes	MoI activity reports	A/R : Ineffective internet system, provision dongles, router etc., MM: provision of resources by government, advocacy for donor funding
3.1.4.5	Develop an achieving store for effective data and document storage	MoI	GBoS	Data archiving store established	No	Yes	MoI activity reports	A/R: insufficient resources; MM: provision of resources by government, advocacy for donor funding
3.1.4.6	Establish SOE Database	SEOs Directorate	MoFEA	More details needed	No	Yes	SOE Bill	A/R: insufficient resources; MM: provision of resources by government, advocacy for donor funding
3.1.5	A national data release and dissemination calendar is developed and made public							
3.1.5.1	Develop a national release and dissemination calendar and make it public	GBoS	MDAs	Availability of a release calendar	No	Calendar developed in 2024	GBoS data portal	A/R: Unplanned data releases; MM: provision of resources by GBoS for organizing meetings/workshops
3.1.5.2	Develop and publish annual debt bulletins	Directorate of Loans & Debt Management	MoFEA	Annual Debt Bulletin published	No	Yes	Activity report	
3.1.5.3	Produce monthly and periodic budget execution reports	Directorate of Budget	MDAs	Monthly and periodic budget execution report published	No	Yes	Activity report	
3.1.5.4	Collect administrative data from LMMIS	MoTIE	MDAs	Existence of an updated LMMIS	No	Yes	Activity report	A/R: Non-commitment of sectors to upload data to the LMMIS MM: Quarterly Data Quality Control Meetings

Pillar/Strategic Objective/Output/Activity		Responsibility		PERFORMANCE INDICATORS			Sources of verification	Assumptions, Risks (AR) / Mitigation Measures (MM)
Code	Heading	Implementor	Partner	Indicator	Baseline	Target		
3.2	Provide the NSS with statistical quality management tools							
3.2.1	A National Data Quality Assessment Framework (NDQAF) is developed and implemented							
3.2.1.1	Recruit a consultant for the development of a National Data Quality Assessment Framework (NDQAF)	GBoS	MDAs	Existence of a NDQAF for the NSS	No	1 consultant recruited in 2024	GBoS data portal	A/R: Low data quality in the NSS; MM: provision of resources by GBoS for recruiting a consultant
3.2.1.2	Organize working sessions on development of NDQAF	GBoS	MDAs	Number of workshops conducted	0	1	Training reports	A/R: insufficient resources; MM: provision of resources by GBoS, advocacy for donor funding
3.2.2	Policies governing data operations are finalized and implemented							
3.2.2.1	Develop and implement policies governing data operations	GBoS	MDAs	Existence of policies governing data operations	1	3 in 2025	GBoS data portal	A/R: insufficient resources; MM: provision of resources by GBoS, advocacy for donor funding
3.2.2.3	Establish and operationalize a User – Producer Statistics Committee to meet quarterly with clear terms of reference	MoTWI	NRA, GPA, GFSC, GCAA, GMA and GIA	Number of meetings conducted	0	4 Meetings Yearly	MoTWI activity report	A/R: Insufficient Resources; MM: Timely Formulation of the Committee and resource mobilisation for the activities of the committee
3.2.3	NSS capacity assessments are organized including on outputs, data gaps, etc.							
3.2.3.1	Conduct quarterly Consumer Price Monitoring (CPI)	GBoS		Availability of high-quality CPI data	Regular price monitoring proposed in NSDS III	4 monitoring visits in a year	GBoS reports	A/R: insufficient resources; MM: provision of resources by GBoS, advocacy for donor funding
3.2.3.2	Conduct NSS capacity assessments including on outputs, data gaps, etc.	GBoS	MDAs	Availability of assessment reports	No	1 every 2 years	Assessment reports	A/R: insufficient resources; MM: provision of resources by GBoS, advocacy for donor funding
4.	A sustainable financing strategy and a resource mobilization strategy are developed and implemented							
4.1	Develop a sustainable and realistic financing strategy							

Pillar/Strategic Objective/Output/Activity		Responsibility		PERFORMANCE INDICATORS			Sources of verification	Assumptions, Risks (AR)/ Mitigation Measures (MM)
Code	Heading	Implementor	Partner	Indicator	Baseline	Target		
4.1.1	National resources are dedicated to - and effectively used for - statistical activities							
4.1.1.1	Recruit two (2) consultants for the development of a financing strategy	GBoS	MoFEA/MDAs	Existence of a financing strategy for the NSDS III	Financing strategy proposed in NSDS III	An operational financing strategy developed in 2024	GBoS report	A/R: insufficient resources; MM: provision of resources by GBoS, advocacy for donor funding
4.1.1.2	Organize workshops on the strategy including its validation	GBoS	MDAs & Development partners	Calendar of NSDS III workshops	Workshops proposed in NSDS III	2023 and 2024	GBoS report	A/R: insufficient resources; MM: provision of resources by GBoS, provision of donor funding
4.1.1.3	Organize study tour for 8 senior staff on the efficient use of resources for statistics	GBoS		Study tour for the NSDS III	Study tour on NSDS implementation proposed in NSDS III	2024	GBoS report	A/R: insufficient resources; MM: provision of resources by GBoS, provision of donor funding
4.1.1.4	Organize advocacy activities on the financing strategy	GBoS	MoFEA/MDAs	Advocacy activities for the NSDS	Advocacy activities proposed in NSDS III	conduct sufficient advocacy activities for the NSDS III	GBoS report	A/R: insufficient resources; MM: provision of resources by GBoS, provision of donor funding
4.1.2	The National Fund for the Development of Statistics is created and operational	MoFEA	GBoS					
4.1.2.1	Create and operationalize a National Fund for the Development of Statistics	MoFEA	GBoS	National Fund for the Development of Statistics	No	National Fund created in 2024	MoFEA activity report	A/R: lack of financial resources; MM: Provision of government budget and donor funding
4.1.3	Development Partners are mobilized and committed to finance the NSS activities							
4.1.3.1	Operationalize a development partners group for support to statistics	GBoS	Development Partners	Existence of an operational development partners group for support to statistics	No	Yes	Availability of meeting reports	
4.1.4	Enhance relationships with local & international bodies							

Pillar/Strategic Objective/Output/Activity		Responsibility		PERFORMANCE INDICATORS			Sources of verification	Assumptions, Risks (AR) / Mitigation Measures (MM)
Code	Heading	Implementor	Partner	Indicator	Baseline	Target		
4.1.4.1	Operationalize relationships with local & international bodies	GBoS	NSS	Relationship with local and international bodies	Relationship with local and international bodies activity proposed in NSDS III	Enhanced relationship with local and international bodies from 2024	GBoS reports	A/R: Availability of local, regional and international networks; MM: foster relationship with local, regional and international bodies
4.2	Develop and implement a sound and realistic resource mobilization strategy							
4.2.1	An advocacy strategy is developed							
4.2.1.1	Develop and implement an advocacy strategy	GBoS		Advocacy strategy for the NSDS III	No	Strategy developed in 2024	GBoS report	A/R: Insufficient support and appreciation of the NSDS by stakeholders; MM: Provide resources for advocacy activities
4.2.2	Political will and ownership by the government are improved							
4.2.2.1	Improve political will and ownership by the government	GBoS	Statistics Council	Government ownership of the NSDS	Low level of government owner of the NSDS	High political will and ownership by the government from 2024	GBoS report/NSDS evaluation report	A/R: Insufficient government support to statistics; MM: Strengthened advocacy by management and the statistics council
4.2.2.2	Organize advocacy meetings towards decision makers	GBoS	Statistics Council	Awareness creation for the NSDS	Advocacy activities proposed in NSDS III	High level participation of all stakeholders in the implementation of NSDS III	GBoS report/NSDS evaluation report	A/R: Insufficient stakeholder involvement; MM: Strengthened advocacy by management and the statistics council
4.2.3.	Statistical culture is improved at all stakeholders' levels including private sector and civil society							
4.2.3.1	Improve statistical culture at all stakeholders' levels including private sector and civil society	GBoS	NSS	Improved statistics culture at all levels	Low level of statistical culture in the NSS	High level of statistical culture in the NSS	GBoS report/NSDS evaluation report	A/R: Lack of financial means for organising meetings, MM: Increase funding to statistics

Pillar/Strategic Objective/Output/Activity		Responsibility		PERFORMANCE INDICATORS			Sources of verification	Assumptions, Risks (AR)/ Mitigation Measures (MM)
Code	Heading	Implementor	Partner	Indicator	Baseline	Target		
4.2.4	National stakeholders are mobilized on statistical funding							
4.2.4.1	Mobilize national stakeholders on statistical funding	GBoS	Private sector	National support to statistics funding	Low level of national funding to statistics	Sufficient national funding to statistics	GBoS report/NSDS evaluation report	A/R: Insufficient funding to statistics; MM: Increased advocacy for support to statistics
4.2.5	The community of Development Partners is mobilized on statistical funding							
4.2.5.1	Organize round tables	GBoS	NSS	Agenda	No	1 in a year	GBoS Reports	A/R: Insufficient funding to statistics; MM: Increased advocacy for support to statistics

Annex 2: NSDS III Action Plan from 2024 to 2028

Pillar/Strategic Objective/Output/Activity		Responsibility		Time frame and Costs (amount in USD)					
Code	Heading	Implementor	Partner	2024	2025	2026	2027	2028	Total
1.	Strengthening and improvement of the governance of the National Statistical System (NSS)			102,695	184,336	190,268	196,124	217,669	891,092
1.1	Improve the efficiency and the coordination of the NSS			102,695	184,336	190,268	196,124	217,669	891,092
1.1.1	Institutional coordination and communication mechanisms are improved			67,695	85,954	100,773	112,301	125,149	491,872
1.1.1.1	Improve the operationalization of the National Steering Committee (NSC) for the NSS	GBoS	MDAs		5,000	5,870	6,543	7,294	24,707
1.1.1.2	Establish technical working committees (TWC) on specific areas to meet quarterly	GBoS	MDAs & Devpt Partners	12,000	20,000	23,480	26,173	29,175	110,828
1.1.1.3	Establish and operationalize a User – producer committee to meet twice yearly with clear terms of reference	GBoS	MDAs	35,000	41,090	48,240	53,773	59,940	238,043
1.1.1.4	Establish and operationalize a National Consultative Committee (NCC) to meet every quarter with clear terms of reference	GBoS	MDAs & Devpt Partners	5,000	10,000	11,740	13,087	14,588	54,414
1.1.1.5	Create Public Relations Office in SG’s Department	GBoS				0	0	0	0
1.1.1.6	Create the office of a Communications Expert	GBoS		10,000		0	0	0	10,000
1.1.1.7	Hold regular monthly GBoS Management meetings	GBoS		0	0	0	0	0	0
1.1.1.8	Conduct regular consultative meetings with stakeholders every quarter	GBoS	MDAs & Devpt Partners	4,000	8,000	9,392	10,469	11,670	43,531
1.1.1.9	Enhanced land, river, sea and air transport for affordability, accessibility,efficiency and competitiveness	MoTWI	NRA, GPA, GCAA, GFSC, GMA and GIA	1,695	1,864	2,051	2,256	2,482	10,348
1.1.2	The new NSS legal framework is effectively adopted and put in place			5,000	5,000	5,000	0	0	15,000

Pillar/Strategic Objective/Output/Activity		Responsibility		Time frame and Costs (amount in USD)					
Code	Heading	Implementor	Partner	2024	2025	2026	2027	2028	Total
1.1.2.1	Review the 2019 Statistics Bill and advocate for its enactment	GBoS	MDAs	5,000	5,000	5,000	0	0	15,000
1.1.3	The provisions of the new Statistics Act are popularized after its enactment			0	20,000	23,480	26,173	29,175	98,828
1.1.3.1	Popularize the provisions of the new statistics act	GBoS	MDAs		20,000	23,480	26,173	29,175	98,828
1.1.4	The capacities of the Directorate of Coordination at GBoS are strengthened			8,000	8,000	8,000	8,000	8,000	40,000
1.1.4.1	Hire more statisticians to strengthen the Directorate of Coordination, Statistical Methods, Quality Assurance & Dissemination	GBoS		8,000	8,000	8,000	8,000	8,000	40,000
1.1.5	Statistical units are set up and given substantial resources in all MDAs			17,000	45,382	30,722	24,799	27,643	145,546
1.1.5.1	Setup statistics units in MDAs	GBoS	MDAs	17,000	19,958	22,247	24,799	27,643	111,647
1.1.5.2	Set up fully functional statistical Units in all Agencies under MoTWI	MoTWI	NRA, GPA, GCAA, GFSC, GMA, GIA & GBoS		25,424				25,424
1.1.5.3	Establish a Directorate of Statistics at MoTWI where all sub-sector statistics units will report to.	MoTWI	NRA, GPA, GCAA, GFSC, GMA and GIA			8,475			8,475
1.1.6	A thematic group on statistics for Development Partners is created and holds quarterly meetings			5,000	20,000	22,294	24,851	27,702	99,847
1.1.6.1	Create a thematic group on statistics for Development Partners (holds quarterly meetings)	Devpt Partners	GBoS	5,000	20,000	22,294	24,851	27,702	99,847
2.	Development of NSS's quality and sustainable capacities			1,862,412	10,236,307	2,958,155	1,754,918	1,533,375	18,345,168
2.1	Train and make available quality and sustainable human resources throughout the NSS			480,837	1,674,182	1,247,979	1,012,376	803,166	5,218,540
2.1.1	The new GBoS organizational structure is implemented			0	2,500	2,787	3,106	3,463	11,856
2.1.1.1	Train staff on the new performance management scheme	GBoS			2,500	2,787	3,106	3,463	11,856

Pillar/Strategic Objective/Output/Activity		Responsibility		Time frame and Costs (amount in USD)					
Code	Heading	Implementor	Partner	2024	2025	2026	2027	2028	Total
2.1.1.2	Hold regular management and staff meetings	GBoS		0	0	0	0	0	0
2.1.2	A sustainable training policy and programme is developed and implemented			216,837	361,746	399,706	374,157	370,418	1,722,864
2.1.2.1	Undertake staff audit of GBoS and NSS	GBoS			50,000	0	0	0	50,000
2.1.2.2	Continue to recruit additional staff at GBoS in line with the new organizational structure	GBoS		12,000	12,000	12,000	12,000	12,000	60,000
2.1.2.3	Conduct short courses for GBoS staff (all cadres) and NSS statistical staff in-country	GBoS		2,500	5,000	5,574	6,213	6,925	26,212
2.1.2.4	GBoS staff (all cadres) & NSS statistical staff long courses within and abroad	GBoS			90,000	100,323	111,830	124,657	426,810
2.1.2.5	Conduct statistical literacy training for users twice yearly	GBoS		38,000	44,612	49,729	55,433	61,791	249,565
2.1.2.6	Conduct the annual user-producer forum	Availability of the meeting report	GBoS	8,475	9,322	10,254	11,280	12,408	51,738
2.1.2.7	Train 6, HMIS staff on DHIS2 level 2 Academy on Design and Customization, Tracker Configuration and data use	MoH (HMIS)			25,627	25,627	25,627	25,627	102,508
2.1.2.8	Train HMIS staff on statistical software's (GIS, SPSS and STATA)	MoH (HMIS)		3,407	3,407	3,407	3,407	3,407	17,034
2.1.2.9	Train on how to use the e-market platform	GIEPA		5,000					5,000
2.1.2.10	Train and make available quality and sustainable human resources for the sector	MoTWI	NRA, GPA, GCAA, GFSC, GMA , GIA &GBoS	5,085	5,593	6,153	6,768	7,445	31,043
2.1.2.11	Develop and implement a sustainable training policy	MoTWI	NRA, GPA, GCAA, GFSC, GMA and GIA	8,475					8,475
2.1.2.12	Conduct training for NaNA staff on human nutrition research in partnership with MRCG at London School of Hygiene and Tropical Medicine	NaNA	MRC and GBoS			43,200			43,200
2.1.2.13	Conduct annual training for stakeholders on data collection, analysis and reporting	NaNA	GBoS			13,628			13,628

Pillar/Strategic Objective/Output/Activity		Responsibility		Time frame and Costs (amount in USD)					
Code	Heading	Implementor	Partner	2024	2025	2026	2027	2028	Total
2.1.2.14	Conduct training of stakeholders on project proposal development	NaNA	GBoS			13,628			13,628
2.1.2.15	Student Data Collection (Enrolment, Progression & Graduation Data)	NAQAA	MoHERST	2,034	2,119	2,203	2,288	2,373	11,017
2.1.2.16	Tracer Studies on tertiary and higher education graduates.	NAQAA	MoHERST	25,424			25,424		50,847
2.1.2.17	Strengthening the capacity of our staff to develop new knowledge and skills in the area of statistics	CBG		16,949	16,949	16,949	16,949	16,949	84,746
2.1.2.18	Strengthen data processing, analysis and reporting capacity	MoBSE		76,000	76,000	76,000	76,000	76,000	380,000
2.1.2.19	Conduct capacity assessment of all data management staff	MoBSE		8,100	8,100	8,100	8,100	8,100	40,500
2.1.2.20	Build the capacity of data managers at the grass root level	MoBSE		12,000	12,000	12,000	12,000	12,000	60,000
2.1.2.21	Regularly update real time data	MoHERST		1,695	1,695	1,695	1,695	1,695	8,475
2.1.2.22	Regular train key personnels (focal points) from all the THEIs.	MoHERST	THEIs GCCl Donor Partners	169	169	169	169	169	847
2.1.3	A statistical training Centre complex is built			264,000	1,309,936	845,486	635,113	429,285	3,483,820
2.1.3.1	Build a statistical training centre for the NSS	GBoS			1,000,000	500,000	250,000	0	1,750,000
2.1.3.2	Operationalise the statistical training centre in collaboration with the UTG and implement the curriculum developed by the NSS	GBoS	UTG and other NSS' actors	264,000	309,936	345,486	385,113	429,285	1,733,820
2.2	Provide the NSS with modern infrastructure			1,381,575	8,562,125	1,710,177	742,542	730,209	13,126,628
2.2.1	The GBoS building is remodeled and becomes more functional and operational			121,695	7,023,935	148,222	141,134	145,657	7,580,643
2.2.1.1	Remodel the GBoS Office complex to provide more space (partitioning etc.) and a conducive working	GBoS		10,000	10,000	0	0	0	20,000

Pillar/Strategic Objective/Output/Activity		Responsibility		Time frame and Costs (amount in USD)					
Code	Heading	Implementor	Partner	2024	2025	2026	2027	2028	Total
	environment for staff								
2.2.1.2	Improve on office facilities by renovating toilets and surroundings	GBoS		10,000	11,740	13,087	14,588	16,261	65,675
2.2.1.3	Procure more office furniture, air conditioners and other accessories	GBoS			20,000	22,294	24,851	27,702	94,847
2.2.1.4	Establish self-sustaining cafeteria for staff	GBoS		0	10,000	11,147	0	0	21,147
2.2.1.5	Procure 4X4 replacement vehicles for the operations of GBoS	GBoS		0	450,000	0	0	0	450,000
2.2.1.6	Procure vehicles for Directors of GBoS	GBoS			250,000	0	0	0	250,000
2.2.1.7	Procure vehicles for HMIS monitoring	MoH (HMIS)			4,420,500				4,420,500
2.2.1.8	Procure motobicycle for regional HMIS staff for routine monitoring	MoH (HMIS)			1,750,000				1,750,000
2.2.1.9	Develop/refurbish infrastructure for the Tertiary and Higher Education (THEs) system.	MoHERST		101,695	101,695	101,695	101,695	101,695	508,475
2.2.2	MDAs' statistical units are provided with operational workspaces			120,000	242,500	247,500	207,500	207,500	1,025,000
2.2.2.1	Set up statistical units in the MDAs and regions	MDAs	GBoS		25,000	25,000	25,000	25,000	100,000
2.2.2.2	Undertake staff audit to determine human resource requirement for the statistics unit	MDAs	GBoS		35,000	40,000			75,000
2.2.2.3	Undertake recruitment of additional staff to man the new statistics unit	MDAs	GBoS	20,000	32,500	32,500	32,500	32,500	150,000
2.2.2.4	Procure all types of equipment and tools required for the operationalization of new units	MDAs	GBoS	100,000	150,000	150,000	150,000	150,000	700,000
2.2.3	Technological environment is reinforced and improved			885,880	906,021	646,332	61,919	66,618	2,566,769

Pillar/Strategic Objective/Output/Activity		Responsibility		Time frame and Costs (amount in USD)					
Code	Heading	Implementor	Partner	2024	2025	2026	2027	2028	Total
2.2.3.1	Develop database linkages with other sectors in the NSS	GBoS			20,000	22,294	24,851	27,702	94,847
2.2.3.2	Develop MIS systems for sectors to improve data capture	GBoS		10,000	10,000	11,147	12,426	13,851	57,423
2.2.3.3	Periodically upgrade the GboS website to improve its functionalities	GBoS			10,000	11,147	0	0	21,147
2.2.3.4	Improve LAN and WIFI internet connection in GBoS	GBoS				0	0	0	0
2.2.3.5	Procure updated licensed software packages (SPSS, STATA, GIS,PDF, Tableau, Microsoft and others)	GBoS		20,000	10,000	11,147	0	0	41,147
2.2.3.6	Install adequate data backup system (internal and external) to ensure data security	GBoS		25,000		0	0	0	25,000
2.2.3.7	Procure computer hardware, printers and peripherals	GBoS				0	0	0	0
2.2.3.8	Improve ICT infrastructure	GBoS		510,531	510,531	510,531			1,531,593
2.2.3.9	Improve GIS infrastructure	GBoS		255,000	170,000	55,000		0	480,000
2.2.3.10	Procure laptops and data bundles	MoH (HMIS)		8,898		8,898		8,898	26,695
2.2.3.11	Procure licence software's	MoH (HMIS)		2,473	2,473	2,473	2,473	2,473	12,363
2.2.3.12	Monitor and evaluate the usage of the platform and sustainability	GIEPA		12,000	12,000	12,000	12,000	12,000	60,000
2.2.3.13	Procure Servers and Server Operating Systems	ICT Unit/Admin	MoFEA	8,475	0	0	8,475	0	16,949
2.2.3.14	Develop backup and redundancy for critical applications such as CR-DRMS, AMP, monitoring and evaluation tools etc.	ICT Unit/Admin	MoFEA	1,695	1,695	1,695	1,695	1,695	8,475

Pillar/Strategic Objective/Output/Activity		Responsibility		Time frame and Costs (amount in USD)					
Code	Heading	Implementor	Partner	2024	2025	2026	2027	2028	Total
2.2.3.15	Procure genuine software applications	ICT Unit/Admin	MoFEA	8,475	0	0	0	0	8,475
2.2.3.16	Provide ICT materials (Tablets & computers) for Data Collection	MoTWI	NRA, GPA, GCAA, GFSC, GMA & GIA		59,322				59,322
2.2.3.17	Procure statistical Software for the sector	MoTWI	NRA, GPA, GCAA, GFSC, GMA & GIA	22,034					22,034
2.2.3.18	Upgrade the NAQAA Database for Data Collection (for Tertiary/Higher Education/TVET institutions)	NAQAA	MoHERST	1,300					1,300
2.2.3.19	Expand the online database by including LIMS and roll it out to all Tertiary and Higher Education Institutions (THEIs)	MoHERST	THEIs GCCl Donor Partners		100,000				100,000
2.2.4	Statistical infrastructure is improved			254,000	389,670	668,122	331,989	310,434	1,954,215
2.2.4.1	Compile and maintain a regular business register	GBoS		150,000	176,100	196,299	218,814	243,912	985,125
2.2.4.2	Develop data audit criteria to determine official statistics	GBoS		20,000	23,480	26,173	29,175	32,522	131,350
2.2.4.3	Adopt international classifications, concepts and definitions and customize to national context	GBoS		15,000	15,000	15,000	0	0	45,000
2.2.4.4	Develop adequate and modern library in GBoS	GBoS		25,000	29,350	32,716	0	0	87,066
2.2.4.5	Review and update the compendium of concepts, definitions, standards and methodologies	MDAs		10,000	11,740	13,087	0	0	34,827
2.2.4.6	Undertake a comprehensive revision of consumer price index	GBoS				100,000			100,000
2.2.4.7	Undertake an expansion of the CPI Geographical Coverage	GBoS				100,000			100,000
2.2.4.8	Adopt the CAPI method of data collection for CPI	GBoS			100,000				100,000
2.2.4.9	Adopt the Latest COICOP classification	GBoS				50,000			50,000

Pillar/Strategic Objective/Output/Activity		Responsibility		Time frame and Costs (amount in USD)					
Code	Heading	Implementor	Partner	2024	2025	2026	2027	2028	Total
2.2.4.10	Adopt the GFS Manual 2014	GBoS				50,000			50,000
2.2.4.11	Produce decentralised GFS	GBoS					50,000		50,000
2.2.4.12	Develop a nationwide MSME mapping	GIEPA				50,847			50,847
2.2.4.13	Review/develop a detail data collection procedure, indicating coverage and date lines.	MoBSE		34,000	34,000	34,000	34,000	34,000	170,000
3.	Improvement and innovation of the production of quality statistics			35,242,390	7,444,261	11,916,228	8,531,434	12,730,576	75,864,891
3.1	Improve the NSS's data production and dissemination systems			35,181,721	7,383,110	11,861,177	8,500,003	12,711,834	75,637,845
3.1.1	Regular and periodic surveys are carried out			17,280,973	5,901,453	9,949,055	6,937,495	11,047,674	51,116,649
3.1.1.1	Implement an integrated survey programme of regular economic and social statistics (see annex)	GBoS	MDAs	17,076,566	5,280,944	9,623,888	6,227,125	10,677,400	48,885,923
3.1.1.2	Comprehensive National Household and Children ICT Survey	GBoS	MDAs		450,000		559,150		1,009,150
3.1.1.3	Comprehensive Institutional and Establishment ICT Survey	GBoS	MDAs			150,000		207,762	357,762
3.1.1.4	Conduct regular and periodic surveys	MoTWI	NRA, GPA, GCAA, GFSC, GMA & GIA	33,898	37,288	41,017	45,119	49,631	206,953
3.1.1.5	Conduct Total Diet Study on Rice	FSQA	GBOS/NaNA	84,746					84,746
3.1.1.6	Conduct Total Diet Study Wheat Flour Products	FSQA	GBOS/NaNA		84,746				84,746
3.1.1.7	Conduct Total Diet Study on Chicken Legs	FSQA	GBOS/NaNA			84,746			84,746
3.1.1.8	Conduct Total Diet Study on Dairy Products	FSQA	GBOS/NaNA				84,746		84,746

Pillar/Strategic Objective/Output/Activity		Responsibility		Time frame and Costs (amount in USD)					
Code	Heading	Implementor	Partner	2024	2025	2026	2027	2028	Total
3.1.1.9	Conduct Total Diet Study on Millet	FSQA	GBOS/NaNA					84,746	84,746
3.1.1.10	Conduct Nutrition Surveys to establish the Stunting rate for children under 5yrs disaggregated by sex	NaNA	GBoS			48,387			48,387
3.1.1.11	Employers' skills need surveys	NAQAA	MoHERST		27,119			27,119	54,237
3.1.1.12	Quality Assurance Surveys	NAQAA	MoHERST		20,339		20,339		40,678
3.1.1.13	Conduct survey on Remittances to ascertain the purpose of remitting money and the source	CBG		16,949					16,949
3.1.1.14	Collaborate with MOFEA to share data on CBG financing of Government deficits	CBG	MoFEA	1,017	1,017	1,017	1,017	1,017	5,085
3.1.1.15	Conduct survey on Remittances to ascertain the purpose of remitting money and the source	CBG		16,949					16,949
3.1.1.16	Conduct a comprehensive Re-export trade survey to establish the current value of re-export	CBG		50,847					50,847
3.1.2	The statistical information base is expanded			17,384,731	880,640	1,319,958	899,066	970,733	21,455,128
3.1.2.1	Build capacity in big data technology to use both traditional and non-traditional data sources for complementary statistical production, including the recruitment of a consultant	GBoS		50,000	150,000	167,205	186,383	207,762	761,350
3.1.2.2	Develop and implement Civil Registration and Vital Statistics(CRVS)			50,000	50,001	55,736	62,129	69,255	287,121
3.1.2.3	Prepare the Preseason Assessment Report	MoA/DOP		45,832	50,415	55,457	61,002	67,103	279,809
3.1.2.4	Prepare the NASS Report	MoA/DOP		32,258	35,484	39,032	42,935	47,229	196,938

Pillar/Strategic Objective/Output/Activity		Responsibility		Time frame and Costs (amount in USD)					
Code	Heading	Implementor	Partner	2024	2025	2026	2027	2028	Total
3.1.2.5	Prepare the Preharvest Assessment Report	MoA/DOP		25,324	27,856	30,642	33,706	37,076	154,604
3.1.2.6	Prepare the Cereal Stock Assessment Report	MoA/DOP		16,302	17,932	30,642	33,706	37,076	135,658
3.1.2.7	Prepare the Post-harvest Assessment Report	MoA/DOP		25,324	27,856	30,642	33,706	37,076	154,604
3.1.2.8	Produce the CH report with estimated population at risk in the current and projected phases	MoA/DOP		11,479	12,627	13,890	15,279	16,806	70,080
3.1.2.9	Produce the HEA Outcome Analysis report with the estimated population in SD and LPD	MoA/DOP		9,383	10,322	11,354	12,489	13,738	57,286
3.1.2.10	Produce the Food Security Assessment Report	MoA/DOP		100,000	110,000	121,000	133,100	146,410	610,510
3.1.2.11	Prepare the Horticulture Survey Report	MoA/DOP		25,654	28,220	31,042	34,146	37,560	156,622
3.1.2.12	Prepare the GAMIS Bulletin Report	MoA/DOP		12,208	13,429	14,772	16,249	17,874	74,534
3.1.2.13	Produce the Agricultural Census Report	MoA/DOP		16,681,782	0	0	0	0	16,681,782
3.1.2.14	Produce the CFSVA Report	MoA/DOP		0	0	286,000	0	0	286,000
3.1.2.15	Prepare policy briefs and macroeconomic bulletins	Directorate of Macroeconomic and Directorate of Taxes	MoFEA	4,905	5,396	5,935	6,529	7,182	29,947
3.1.2.16	Prepare monthly fuel prices	Directorate of Macroeconomic and Directorate of Taxes	MoFEA	5,739	6,313	6,944	7,639	8,403	35,038

Pillar/Strategic Objective/Output/Activity		Responsibility		Time frame and Costs (amount in USD)					
Code	Heading	Implementor	Partner	2024	2025	2026	2027	2028	Total
3.1.2.17	Conduct quarterly public debt statistical bulletin	Directorate of Loans & Debt Management	MoFEA	9,322	9,322	9,322	9,322	9,322	46,610
3.1.2.18	Produce and publish the Aid Bulletin	Directorate of Aid Coordination	MoFEA	1,962	2,060	2,163	2,271	2,385	10,842
3.1.2.19	Monitor and generate forest statistical data	Forestry Dept.	Local communities, donors, GBoS, NGOs, CBOs	200,000	200,000	200,000	200,000	200,000	1,000,000
3.1.2.20	Formulate Data Dissemination policy for the sector	MoTWI	NRA, GPA, GCAA, GFSC, GMA & GIA	8,475					8,475
3.1.2.21	Restructure the current database infrastructure to accomodate all subsectors under MoTWI	MoTWI	NRA, GPA, GCAA, GFSC, GMA & GIA		50,847				50,847
3.1.2.22	Conduct evaluation of programmes and projects	NaNA	GBoS			24,194			24,194
3.1.2.23	Developing an MIS web based platform	NaNA	GBoS			34,560			34,560
3.1.2.24	Server	NaNA	GBoS	7,302	7,302	7,302			21,907
3.1.2.25	Procure Computers,	NaNA	GBoS	13,441	13,441	13,441			40,323
3.1.2.26	Procure Data Cards	NaNA	GBoS	39,564	39,564	39,564			118,692
3.1.2.27	Procure scales, MUAC tapes, and Height boards	NaNA	GBoS			80,645			80,645
3.1.2.28	Orientation of users on the system developed	NaNA			3,779				3,779
3.1.2.29	Improve Data Management- Maintenance of CBG Data Warehouse	CBG		8,475	8,475	8,475	8,475	8,475	42,373
3.1.3	The gender statistics system is strengthened and improved throughout the NSS			0	90,000	50,000	90,000	50,000	280,000

Pillar/Strategic Objective/Output/Activity		Responsibility		Time frame and Costs (amount in USD)					
Code	Heading	Implementor	Partner	2024	2025	2026	2027	2028	Total
3.1.3.1	Mainstream the gender statistics and advocate for production in the NSS	Ministry of Gender and GBoS	NSS and Devpt Partners		50,000	50,000	50,000	50,000	200,000
3.1.3.2	Organize workshops on gender statistics	MG & GBoS	Devpt Partners		40,000		40,000		80,000
3.1.4	The system of administrative statistics in the NSS is developed and improved			496,695	491,695	522,842	554,120	560,546	2,625,898
3.1.4.1	Develop data portals for MDAs without dissemination platforms	GBoS	MDAs	10,000	10,000	11,147	12,426	13,851	57,423
3.1.4.2	Put in place an effective,efficient and consistent data collection system	MoI	GBoS	125,000	120,000	150,000	180,000	185,000	760,000
3.1.4.3	Implement a timely , accurate and reliable data processing system	MoI	GBoS	100,000	100,000	100,000	100,000	100,000	500,000
3.1.4.4	Use communication to improve data dissemination	MoI	GBoS	125,000	125,000	125,000	125,000	125,000	625,000
3.1.4.5	Develop an achiving store for effective data and document storage	MoI	GBoS	135,000	135,000	135,000	135,000	135,000	675,000
3.1.4.6	Establish SOE Database	SEOs Directorate	MoFEA	1,695	1,695	1,695	1,695	1,695	8,475
3.1.5	A national data release and dissemination calendar is developed and made public			19,322	19,322	19,322	19,322	82,881	160,169
3.1.5.1	Develop a national release and dissemination calendar and make it public	GBoS	MDAs	5,000	5,000	5,000	5,000	5,000	25,000
3.1.5.2	Develop and publish annual debt bulletins	Directorate of Loans & Debt Management	MoFEA	9,322	9,322	9,322	9,322	9,322	46,610
3.1.5.3	Produce monthly and periodic budget execution reports	Directorate of Budget	MDAs	5,000	5,000	5,000	5,000	5,000	25,000
3.1.5.4	Collect administrative data from LMMIS	MoTIE						63,559	63,559
3.2	Provide the NSS with statistical quality management tools			60,669	61,151	55,051	31,431	18,742	227,046

Pillar/Strategic Objective/Output/Activity		Responsibility		Time frame and Costs (amount in USD)					
Code	Heading	Implementor	Partner	2024	2025	2026	2027	2028	Total
3.2.1	A National Data Quality Assessment Framework (NDQAF) is developed and implemented			30,000	35,220	39,260	7,294	8,130	119,904
3.2.1.1	Recruit a consultant for the development of a National Data Quality Assessment Framework (NDQAF)	GBoS	MDAs	25,000	29,350	32,716	0	0	87,066
3.2.1.2	Organize working sessions on development of NDQAF	GBoS	MDAs	5,000	5,870	6,543	7,294	8,130	32,837
3.2.2	Policies governing data operations are finalized and implemented			15,669	8,321	9,248	2,256	2,482	37,977
3.2.2.1	Develop and implement policies governing data operations	GBoS	MDAs	5,500	6,457	7,198	0	0	19,155
3.2.2.2	Formulate Data Dissemination policy for the sector	MoTWI	NRA, GPA, GCAA, GFSC, GMA & GIA	8,475					8,475
3.2.2.3	Establish and operationalize a User – Producer Statistics Committee to meet quarterly with clear terms of reference	MoTWI	NRA, GPA, GCAA, GFSC, GMA & GIA	1,695	1,864	2,051	2,256	2,482	10,348
3.2.3	NSS capacity assessments are organized including on outputs, data gaps, etc			15,000	17,610	6,543	21,881	8,130	69,165
3.2.3.1	Conduct quarterly Consumer Price Monitoring (CPI)	GBoS		5,000	5,870	6,543	7,294	8,130	32,837
3.2.3.2	Conduct NSS capacity assessments including on outputs, data gaps, etc.	GBoS	MDAs	10,000	11,740	0	14,588	0	36,328
4.	A sustainable financing strategy and a resource mobilization strategy are developed and implemented			53,475	1,225,000	3,159,588	3,078,489	3,083,478	10,600,030
4.1	Develop a sustainable and realistic financing strategy			18,475	1,175,000	3,106,147	3,027,426	3,028,851	10,355,898
4.1.1	National resources are dedicated to - and effectively used for - statistical activities			0	165,000	95,000	15,000	15,000	290,000
4.1.1.1	Recruit two(2) consultants for the development of a financing strategy				70,000				70,000
4.1.1.2	Organize workshops on the strategy including its validation				40,000	40,000			80,000

Pillar/Strategic Objective/Output/Activity		Responsibility		Time frame and Costs (amount in USD)					
Code	Heading	Implementor	Partner	2024	2025	2026	2027	2028	Total
4.1.1.3	Organize study tour for 8 senior staff on the efficient use of resources for statistics	GBoS	NSS and Devpt Partners		40,000	40,000			80,000
4.1.1.4	Organize advocacy activities on the financing strategy				15,000	15,000	15,000	15,000	60,000
4.1.2	The National Fund for the Development of Statistics is created and operational			8,475	1,000,000	3,000,000	3,000,000	3,000,000	10,008,475
4.1.2.1	Create and operationalize a National Fund for the Development of Statistics	MoFEA	GBoS		1,000,000	3,000,000	3,000,000	3,000,000	10,000,000
4.1.2.2	Create and operationalize Funding strategy for the Development of Transport and Infrastructure Statistics	MoTWI	MoFEA, User – producer committee and Development partners	8,475					8,475
4.1.3	Development Partners are mobilized and committed to finance the NSS activities			5,000	5,000	5,574	6,213	6,925	28,712
4.1.3.1	Operationalize a development partners group for support to statistics (see also 1.1.6.1)	GBoS	Devpt Partners	5,000	5,000	5,574	6,213	6,925	28,712
4.1.4	Enhance relationships with local & international bodies			5,000	5,000	5,574	6,213	6,925	28,712
4.1.4.1	Operationalize relationships with local & international bodies	GBoS	NSS	5,000	5,000	5,574	6,213	6,925	28,712
4.2	Develop and implement a sound and realistic resource mobilization strategy			35,000	50,000	53,441	51,064	54,627	244,132
4.2.1	An advocacy strategy is developed			10,000	15,000	16,721	18,638	20,776	81,135
4.2.1.1	Develop and implement an advocacy strategy	GBoS		10,000	15,000	16,721	18,638	20,776	81,135
4.2.2	Political will and ownership by the government are improved			10,000	10,000	10,000	10,000	10,000	50,000
4.2.2.1	Improve political will and ownership by the government	GBoS	Statistics Council						0
4.2.2.2	Organize advocacy meetings towards decision makers	GBoS	Statistics Council	10,000	10,000	10,000	10,000	10,000	50,000

Pillar/Strategic Objective/Output/Activity		Responsibility		Time frame and Costs (amount in USD)					
Code	Heading	Implementor	Partner	2024	2025	2026	2027	2028	Total
4.2.3.	Statistical culture is improved at all stakeholders' levels including private sector and civil society			10,000	10,000	11,147	12,426	13,851	57,423
4.2.3.1	Improve statistical culture at all stakeholders' levels including private sector and civil society	GBoS	NSS	10,000	10,000	11,147	12,426	13,851	57,423
4.2.4	National stakeholders are mobilized on statistical funding			5,000	5,000	5,574	0	0	15,574
4.2.4.1	Mobilize national stakeholders on statistical funding	GBoS		5,000	5,000	5,574	0	0	15,574
4.2.5	The community of Development Partners is mobilized on statistical funding			0	10,000	10,000	10,000	10,000	40,000
4.2.5.1	Organize round tables	GBoS	NSS		10,000	10,000	10,000	10,000	40,000
	Total			37,260,972	19,089,905	18,224,240	13,560,966	17,565,098	105,701,181

Annex 3: Censuses, surveys and studies

S/N	Censuses, Surveys & Studies	Responsibility		Time frame & Costs (USD)					Total
		Implementer	Partner	2024	2025	2026	2027	2028	
1	Integrated Household Surveys (IHS)	GBoS			1,439,524		1,788,689		3,228,213
2	Demographic & Health Survey (DHS)	GBoS			1,995,800		2,224,718		4,220,518
3	Multiple Indicator Cluster Survey (MICS)	GBoS		704,400		785,195		875,257	2,364,852
4	Annual Labour Force Survey (LFS)	MoTIE & GBoS		345,004	384,576	428,687	477,857	532,667	2,168,791
5	Child Labour Survey	GBoS		300,000		334,410		372,767	1,007,177
6	Malaria Indicator Survey (MIS)	GBoS			613,085		683,406		1,296,491
7	The Gambia Social Registry	GBoS		4,557,872		5,080,660		5,663,412	15,301,944
8	National Migration Survey	GBoS		246,239		274,483		305,966	826,688
9	Tourism visitor survey	GBoS		7,000	9,000	10,000	10,000	10,000	46,000
10	Monthly Consumer Price Statistics Survey (CPI)	GBoS		38,700	43,139	48,087	53,602	59,751	243,279
11	Monthly Producer Price Collection for the Quarterly PPI Publications	GBoS		24,600	27,422	30,567	34,073	37,981	154,643
12	Business Establishment Survey	GBoS		281,629		349,940			631,569
13	Economic Census	GBoS		314,000		410,919		510,589	1,235,508
14	Informal Sector Survey	GBoS		407,634		454,389		506,508	1,368,531
15	Quarterly Establishment Survey for Quarterly GDP estimates	GBoS		167,037	186,196	207,552	231,359	257,896	1,050,040
16	Annual Establishment Survey for annual GDP estimates	GBoS		44,300	49,381	55,045	61,359	68,397	278,482
17	Horticulture Survey	GBoS		40,000					40,000
18	Cross Border Trade Survey	GBoS		301,896	336,524	375,123	418,150	466,111	1,897,804
19	Conduct of the 2023 Population and Housing Census	GBoS		8,604,087					8,604,087
20	Sustainable Development Goals Survey	GBoS		117,992		146,611		182,173	446,776
21	Biannual User Needs and Satisfaction Survey	GBoS			196,299		243,912		440,211
22	National Disability Survey	GBoS		470,176		584,220		725,926	1,780,322
23	Compilation of tourism satellite account	GBoS		8,000					8,000
24	Tourism Establishment Survey	GBoS		46,000		48,000		52,000	146,000
25	Non-profit institutions serving households (PNSH)	GBoS		25,000				25,000	50,000
26	Comprehensive National Household and Children ICT Survey	GBoS	MDAs		450,000		559,150		1,009,150

S/N	Censuses, Surveys & Studies	Responsibility		Time frame & Costs (USD)					Total
		Implementer	Partner	2024	2025	2026	2027	2028	
27	Comprehensive Institutional and Establishment ICT Survey	GBoS	MDAs			150,000		207,762	357,762
28	Gross fixed capital formation survey (GSCF)			25,000				25,000	50,000
29	Student Data Collection (Enrolment, Progression & Graduation Data)	NAQAA	MoHERST	2,034	2,119	2,203	2,288	2,373	11,017
30	Tracer Studies on tertiary and higher education graduates.	NAQAA	MoHERST	25,424			25,424		50,848
31	Conduct regular and periodic surveys	MoTWI	NRA, GPA, GCAA, GFSC, GMA & GIA	33,898	37,288	41,017	45,119	49,631	206,953
32	Total Diet Study on Rice	FSQA	GBOS/NaNA	84,746					84,746
33	Total Diet Study Wheat Flour Products	FSQA	GBOS/NaNA		84,746				84,746
34	Total Diet Study on Chicken Legs	FSQA	GBOS/NaNA			84,746			84,746
35	Total Diet Study on Dairy Products	FSQA	GBOS/NaNA				84,746		84,746
36	Total Diet Study on Millet	FSQA	GBOS/NaNA					84,746	84,746
37	Conduct Nutrition Surveys	NaNA	GBoS			48,387			48,387
38	Employers' skills need surveys	NAQAA	MoHERST		27,119			27,119	54,238
39	Quality Assurance Surveys	NAQAA	MoHERST		20,339		20,339		40,678
40	Remittances Survey	CBG		16,949					16,949
41	Comprehensive Re-export Trade Survey	CBG		50,847					50,847
42	Preseason Assessment Survey	MoA/DOP		45,832	50,415	55,457	61,002	67,103	279,809
43	National Agricultural Sample Survey	MoA/DOP	GBoS	32,258	35,484	39,032	42,935	47,229	196,938
44	Preharvest Assessment Survey	MoA/DOP		25,324	27,856	30,642	33,706	37,076	154,604
45	Cereal Stock Assessment Survey	MoA/DOP		16,302	17,932	30,642	33,706	37,076	135,658
46	Post-harvest Assessment Survey	MoA/DOP		25,324	27,856	30,642	33,706	37,076	154,604
47	Cadre Harmonise Survey	MoA/DOP		11,479	12,627	13,890	15,279	16,806	70,081
48	Household Economic Analysis Survey	MoA/DOP		9,383	10,322	11,354	12,489	13,738	57,286
49	National Food Security Survey	MoA/DOP	GBoS	100,000	110,000	121,000	133,100	146,410	610,510
50	Horticulture Survey	MoA/DOP		25,654	28,220	31,042	34,146	37,560	156,622
51	Prepare the GAMIS Bulletin Report	MoA/DOP		12,208	13,429	14,772	16,249	17,874	74,532
52	Agricultural Census	MoA/DOP	GBoS	16,681,782	-	-	-	-	16,681,782
53	Comprehensive Food Security and Vulnerability Analysis (CFSVA)	MoA/DOP	GBoS	-	-	286,000	-	-	286,000

S/N	Censuses, Surveys & Studies	Responsibility		Time frame & Costs (USD)					Total
		Implementer	Partner	2024	2025	2026	2027	2028	
54	NSS capacity assessments	GBoS	MDAs	10,000	11,740	-	14,588	-	36,328
	Total			34,822,601	6,248,437	10,915,891	7,395,096	12,313,594	70,051,239

Annex 4: NSDS III Development Process

1. Designed in line with the PARIS21' NSDS Guidelines 3.0, the NSDS III of The Gambia was developed through a participatory and inclusive process with the involvement of all NSS key actors (producers, users, and development partners). Regular discussions, training and restitution workshops were organized by GBoS in Banjul. They involved national and sub-national statistical actors allowing fruitful consultations between national officials, technical and financial partners, private sector, and civil society organizations.
2. The strong commitment of political authorities was observed during the development phase of the NSDS III. Under this principle the NSC in its capacity as steering committee, will maintain a permanent dialogue with decision-makers and development partners.
3. In addition, the NSDS III is aligned with the NDP 2023-2027, and mainstreams the Strategy for the Harmonization of Statistics in Africa 2017-2026 (SHaSA 2).
4. The NSDS III was developed under the key principle to be demand-driven, responding adequately to the demands of statistics (information needs) from national users, the African Union Agenda 2063 and the United Nations Agenda 2030 with the SDGs.

4.1 Methodology

5. In addition to coordination and supervision activities including communication, advocacy, and technical assistance, the NSDS III roadmap was developed in line with the operational articulation proposed by the NSDS Guidelines 3.0, namely in the three (3) stages, and the seven (7) phases.
6. Under the Preliminary stage, key stakeholders including development partners were strongly engaged. During the last week of July 2022, meetings and workshops on NSDS were organized in the GBoS premises with the assistance of PARIS21 which trained participants.
7. GBoS prepared terms of reference of the Steering Committee, the TCC and the five (5) TWGs. Those organs were put in place and became operational.
8. The NSDS Steering Committee III held its first meeting after the national workshop on the launch of the NSDS III process. During this workshop, the roadmap was reviewed and validated before its further adoption by the Steering Committee.
9. Under the Design stage, important activities were undertaken including (i) the NSS assessment; (ii) the development of the Strategic Framework which comprises the vision, the mission, the pillars, the strategic objectives, and the outputs; and (iii) the development of sectoral and national statistics action plans.
10. The NSS assessment and diagnostic surveys were organized for all stakeholders who were previously mapped. To expand the NSS/NSDS and make it more encompassing, the questionnaire of the survey was shared with all departments that produce data (current members of the NSS plus new potential members). A questionnaire on the diagnosis of the NSS was also designed and sent to key stakeholders. It aims to collect information on (i) statistical producers including their activities, technical and financial support, goods and equipment, dissemination and archiving infrastructure, statistical production, monitoring of Sustainable Development Goals, and staffing; and (ii) quality of statistics produced and users' satisfaction. This was added an assessment of the NSS financing and the assessment of user needs and satisfaction.
11. To further enrich the evaluation of the NSDS II, a diagnostic questionnaire was developed to collect more information on human resources, equipment and goods, data users' satisfaction, of MDAs and development partners to improve the results of the NSS assessment. The information collected with this questionnaire was useful in assessing the needs of MDAs and data users' satisfaction with NSS statistical outputs.

- 12. Although most MDAs partially completed the questionnaire, the response rate was as high as 63 percent. The quality of reporting on the following has not been of the desired quality; technical and financial support for the production of statistical data; monitoring of Sustainable Development Goals (SDGs) in the sector and status of staff over the last five (5) years. Reports on these areas have been either incomplete or understated by most MDAs.
- 13. In the absence of ADAPT, a data gap analysis was carried out including a “review of current practices against good practices, including internationally recommended standards and methodologies, across the data value-chain” for GBoS and other key statistical sectors like agriculture, education, and health which participated in NSDS III training workshop and were covered by the assessment survey organized by GBoS.
- 14. The results of those statistical inquiries were used to prepare the NSS assessment report which highlighted the Gambian NSS strengths, weaknesses, opportunities, and threats at sectoral and national levels, as well as key issues and challenges to address during the design and the implementation of the NSDS III.
- 15. A national workshop on the review and validation of the NSS assessment and NSDS III Strategic Framework was organized by GBoS with support from PARIS21 from 13-15 February 2023. In addition to the two items, the NSDS II final evaluation report was presented and validated. PARIS21 also trained participants on the development of NSDS sector statistics plans and its costs.
- 16. In addition to the workshop, GBoS and other NSS components were engaged in developing sector statistics action plans with the support of PARIS21. The synthesis of this sectoral work has enabled the development of the NSDS III national statistical action plan and its results-based logical framework.
- 17. A national workshop on the technical validation of the consolidated NSDS III document was held in Banjul from 12 to 13 September 2023. Subsequently, the NSDS III was technically approved on 13 September 2023 by the NSS and was submitted for further endorsement by the NSC and the Cabinet.
- 18. The deployment stage will start by the organisation of a national dissemination workshop of the consolidated NSDS III document. Activities here will include the publication and the wide dissemination of the NSDS III document, the NSDS III abridged version and advocacy document. All means of dissemination will be used including posting the NSDS III on the GBoS website, and media coverage. Furthermore, the government will mobilise resources for full implementation of the NSDS III.

4.2 Roadmap

Objectives of the roadmap¹

Overall objectives

- 19. This roadmap aims to establish in a transparent manner the methods, elements, and stages necessary for the development of the NSDS accepted by all NSS actors and Technical and Financial Partners (TFPs) as a reference framework for the development of statistics at the national level during the period 2024-2028.
- 20. Its general objective is to bring together optimal conditions at the institutional, technical, and financial levels for the conduct of the process of drafting and adopting NSDS-III.

Results and outputs

- 21. The following results were obtained during the implementation period of the roadmap:

¹ Cf [NSDS Guidelines 3.0](#)

1. The NSC plays the role of the NSDS Steering Committee;
2. NSDS III Technical Coordination Committee comprising key NSS focal points and chaired by GBoS;
3. Five (5) Technical Working Groups (TWGs) are created for sectors and will work under a lead institution;
4. NSDS III was designed, developed and validated through a participatory and inclusive process including NSS stakeholders, CSOs, academia and research institutions;
5. Development Partners contributed and supported the NSDS III development process and committed to support its implementation;
6. Sectoral action plans and the national action plan are developed and adopted as part of the NSDS III Document;
7. National Statistical System Assessment Report;

Institutional arrangements

22. The NSDS III organization structure was set up officially. It comprised of a Steering Committee which oversees the development and the implementation of the strategy, and operational structure including the NSDS III Technical Coordination Committee, and five (5) Technical Working Groups (TWGs).

23. These structures were assigned key roles and responsibilities all aimed at a successful NSDS III.

24. The Gambia Bureau of Statistics (GBoS) is the secretariat of the Steering Committee, presides over the Technical Committee, and participates in different roles in the five TWGs. As the coordinator of the NSS, GBoS is responsible for the supervision of the entire operational implementation of the NSDS III programme. GBoS will also be required to advocate for resource mobilisation for the implementation of NSDS III through liaising with the appropriate funding agencies.

The Steering Committee

25. The NSDS III Steering Committee is the overall strategic supervisory body that provides oversight, guidance, and direction to the strategy. The main functions of the steering committee include but not limited to the following:

- Provide overall guidance and strategic direction to the NSDS III, including the implementation, periodic review and revision when necessary.
- Provide support in harnessing the political will and commitment for the implementation of the NSDS III in a timely manner.
- Support partnership development and resource mobilization efforts for the NSDS III.

The following list is the proposed membership of the NSS Steering Committee:

- I. The Chairman, National Statistics Council;
- II. The Statistician General;
- III. The Permanent Secretary for the Ministry of Finance and Economic Affairs;
- IV. The Director of research at the Central Bank of The Gambia;
- V. The CEO of Gambia Chamber of Commerce and Industry;
- VI. A representative from the civil society;
- VII. A representative of Development Partners (observers).

The Technical Coordination Committee

26. The Technical Coordination Committee for the NSDS III is the supervisory arm of the implementation of programmes outlined in the NSDS III. It comprises the technical advisers to the

Ministers and heads of institutions. In most cases, they are the Director of Planning units/directorates since they work with the data production teams.

27. The Technical Coordination Committee will be specifically responsible for:

- Conducting regular review of the implementation of the NSDS III in line with the timelines set.
- Advising the Steering Committee on any technical decisions or thereof regarding the level of programme implementation.
- Initiating the assessment of the NSDS III implementation at least once a year during the course of the NSDS period.
- Coordinating the work of the Technical Working Groups

28. Membership

- i. Gambia Bureau of Statistics
- ii. Planning Directorates of:
MoFEA, CBG, MoA/DoP, MoH, MoBSE, MoI, MoTWI, MoTIE, OVP/NaNA, NPCCS, DWR

Technical Working Groups² (TWGs)

29. The main responsibility of the TWGs is to contribute to the assessment and strategic planning at the sectoral level or for a specific subject matter as it relates to the NSDS III. The specific responsibilities outlined below apply to each distinct sector and the tasks should be executed at the sector level.

30. The five (5) TWGs include MDAs covering activities under each domain. Each TWG works under a lead institution nominated by the Statistician General in his capacity as the NSDS III Coordinator.

31. TWGs were responsible for the development of sectoral statistics plans related to their respective domains. They also participated in the consolidation of sectoral works into the national Strategic Framework and the national action plan. In this respect, the five TWGs dealing with the five NSDS III sectors presented in the table below correspond to the five (5) domains of the Classification of Statistical Activities³.

Technical Working Groups

TWGs	Domains ⁴
TWG 1	Demographic and social statistics
TWG 2	Economic statistics
TWG 3	Climate Change and Environment
TWG 4	Methodology of data collection, processing, dissemination, and analysis
TWG 5	Strategic and managerial issues of official statistics

32. **The Technical Working Group on Demographic and Social Statistics** is responsible for:

² Annex 5
³ Classification of statistical activities, (CSA rev. 1 - October 2009)
⁴ The composition of TWGs domains is guided by the CSA rev. 1.

- Develop a capacity assessment framework for the assessment of the overall capacity of the respective sectors within the domain.
- Develop a strategic plan for the development and production of data on each sector within the Demographic and Social Statistics domain. This involves the development of indicators for new and emerging areas such as social protection, human settlements and housing and time-use and expand on those that had very limited coverage in the past such as justice, crime, political activities and migration, in line with international standards and best practices.
- Mainstream regional and international statistical and data production frameworks into respective sector plans as may apply.
- Harmonize the respective sectors plans into a single domain plan with clear achievable objectives with timelines.
- Develop a roadmap on updating the data infrastructure in a timely and coordinated manner.
- Develop an M&E framework that will outline how the plan will be implemented.

Membership: GBoS, National Population Secretariat, Department of Labour and Employment (MoTIE), MoBSE, MoHERST, MoH, NaNA, OVP, Physical Planning, MoJ, MoI, GAF, National Assembly, MoWC, NEA, UNEP, IOM, UNICEF, UNFPA, PURA, OMBUDSMAN, MoYS.

33. The Technical Working Group on Economic statistics is responsible for:

- Develop a capacity assessment framework for the assessment of the overall capacity of the respective sectors within the domain.
- Develop a strategic plan for the development and production of data on each sector in the various domains. This involves the development of indicators for new and emerging areas such as Banking and insurance and Science, technology and innovation and expand on those that had very limited coverage in the past such as Mining, manufacturing, construction, and labour cost; in line with international standards and best practices.
- Mainstream regional and international statistical and data production frameworks and indicators into respective sector plans as may apply.
- Harmonize the respective sectors plans into a single domain plan with clear achievable objectives with timelines.
- Develop a roadmap on updating the data infrastructure in a timely and coordinated manner.
- Develop an M&E framework that will outline how the plan will be implemented.

Membership: GBoS, MoFEA, CBG, GCCI, GRA, MoA, MoE, MoTC, MoTIE, MoHERST, UNDP, IOM, GPA, NAWEC, FAO.

34. The Technical Working Group on Climate Change and Environment is responsible for:

- Develop a capacity assessment framework for the assessment of the overall capacity of the respective sectors within the domain.
- Develop a strategic plan for the development and production of data on each sector in the various domains. This involves the development of indicators for new and emerging areas such as regional and small area statistics, gender and special population groups, Information society, globalization and entrepreneurship and expand on those that had very limited coverage in the past such as Indicators related to the Millennium Development Goals and Environment, in line with international standards and best practices.

- Mainstream regional and international statistical and data production frameworks and indicators into respective sector plans as may apply.
- Harmonize the respective sectors plans into a single domain plan with clear achievable objectives with timelines.
- Develop a roadmap on updating the data infrastructure in a timely and coordinated manner.
- Develop an M&E framework that will outline how the plan will be implemented.
- Develop a framework for the regular updating to statistical yearbooks and abstracts.
- Develop a framework and strategy by which the private sector membership will be mainstreamed into the NSS to harness the potential therein for better policy. This includes the telecom companies (through PURA) and the business community (through GCCI)

Membership: GBoS, Ministry of Environment, MoWC, MoFEA (DDP), GCCI, IOM, Women’s Bureau, UNDP, UNEP, OVP, MoICI, MoYS, MoW, MoA.

35. The Technical Working Group on Methodology of data collection, processing, dissemination, analysis and use is responsible for:

- Develop a framework and infrastructure for the development and regular updating of metadata for indicators and data production process.
- Develop a plan for the regular updating of best practices at both regional and international levels.
- Mainstream regional and international statistical and data production frameworks and indicators into respective sector plans as may apply.
- Develop, maintain and update analysis and dissemination plans for each sector according to sector data production programs.
- Mainstream the core principles of official statistics into the sector data production programs and processes
- Develop a roadmap on updating the data infrastructure in a timely and coordinated manner.
- Develop an M&E framework that will outline how the plan will be implemented.
- Develop a DQA plan in consultation with GboS

Membership: GBoS, MoA, MoICI, MoBSE, FAO, UNESCO, UNICEF, UNDP, UNFPA, WB,

36. The Technical Working Group on Strategic and managerial issues of official statistics is responsible for:

- Develop a governance structure for the implementation of the NSDS programs.
- Develop a financing model and implementation plan

Membership: GBoS, MoFEA, and development partners

III.2.4 Tasks and calendar

37. Calendar of activities, roadmap outputs, responsible actors are indicated in the synoptic table and in the calendar in annexes 8 and 9.

Annex 5: Findings on NSDS II and Recommendations for NSDS III

R/ F	Findings (F) on NSDS II and Recommendations (R) for NSDS III
F	Although the NSDS belongs to the entire NSS, GBoS should provide the necessary support in the evaluation of NSDS II, the NSS assessment and the formulation of NSDS III.
F	For more accurate status update, representatives of sectors under the Ministry of Interior to consult with their technicians to get a more accurate status update on the planned NSDS II activities.
F	MoBSE plans to engage GBoS for the use geo-spatial data put together by the Bureau for use in decision making related to the construction of new schools to increase access to education to deprived settlements
F	MoBSE's success has been largely attributed to the use of robust statistics in the planning monitoring and evaluation of interventions in the education sector
R	After the enactment of the new Statistics Act, activities should be planned to popularize the provisions of the Act.
R	Although GBoS creates ad hoc committees to oversee surveys, it is recommended that a Special Committee be created to oversee the implementation of the NSDS. This committee would oversee the overall implementation of the NSDS but also monitor progress in the implementation of planned NSDS activities
R	Databases created by GBoS for sectors under the Interior Ministry are not being updated regularly. Regular updates of these databases should be undertaken by sectors
R	Development Partners should be engaged in the process of developing the NSDS III since they are both data users and a source of funding for the NSS.
R	Each indicator in the NSDS must be linked with an activity in the NDP to ensure relevance
R	For ease of reporting, activities combined for GBoS and other NSS staff (e.g. graduate and post-graduate training) should be separated with each member of the NSS reporting on their achievements separately.
R	For the staff audit for NSS institutions, it is recommended that the staff audits for the respective NSS members be reported by each member separately to ensure accuracy in reporting.
R	In NSDS III it should be stated clearly that the National Statistics Council is also the Steering Committee of the NSS to avoid any duplication.
R	In NSDS III propose a coordination and the frequency of meetings of this committee to support NSS coordination.

R/ F	Findings (F) on NSDS II and Recommendations (R) for NSDS III
R	In NSDS III the number of committees prescribed for the NSS should be reduced to a realistic number to make the committees more functional and effective.
R	In the NSDS III activities and outputs should be clearly defined for ease of implementation and monitoring.
R	It has been observed that activities for some members of the NSS have not been included in the NSS monitoring framework and new institutions came into existence after the current NSDS was finalized, NSDS III should ensure that all sectoral needs, including the newly created institutions, are adequately addressed
R	It is recommended to create a theme group on statistics for Development Partners and arrange quarterly meetings for the group. This would enhance the involvement of partners in the implementation of the NSDS.
R	MoBSE activities in the NSDS II have not been included in the NSS monitoring framework. Prepare update on sector planned activities and indicators and also ensure that the education sector activities and indicators are included in the NSDS III.
R	NSDS II was largely under-funded partly because of ambitious planning which resulted in over budgeting of planned activities. More realistic planning needs to be undertaken for NSDS III to ensure that funding can be secured for most if not all planned activities.
R	NSDS III should be aligned with the NDP (2023-2027) both in terms of its results framework and the planned statistical activities.
R	Sample data loaded in the database created for Fire and Rescue Services for training purposes should be cleared to give way for the input of real data to make the database operational immediately.
R	Sectors should ensure that the NSDS responds to the data needs of sectors to get a buy-in to the costed activities of the NSDS. NSDS III should be aligned to sectoral strategic plans and the NDP in the interest of ensuring planned NSDS activities are relevant to national data needs
R	Since the draft bill for the 2019 Statistics Act is yet to be enacted by the National Assembly, the bill should be reviewed and possibly revised to make it more responsive to the contemporary statistical needs of the country.
R	Since the NSDS cannot respond to all national data needs, there is a need to prioritize national statistical data needs that are aligned to NDP priorities.
R	Some key NSS members may not be interested in being part of the NSDS but they should be convinced to be part of the strategy due to their important statistical role in the country.
R	GBoS to plan for a meeting with the Permanent Secretary, Ministry of Finance and Economic Affairs to lobby for funding for the NSDS through allocation by the Government on an annual basis of a suitable proportion of the national budget for

R/ F	Findings (F) on NSDS II and Recommendations (R) for NSDS III
	statistical development.
R	The formulation of NSDS II took about two years which was too long. Every effort should be made to complete the formulation of NSDS III by December 2022.
R	The NSS should continue to advocate for the Government to set aside 0.15 per cent of the national budget for the financing of statistical development as prescribed by the African Union Summit of Heads of States in January 2018.
R	There is a need to develop an online monitoring platform for the NSS to improve NSDS monitoring. Such a platform would engender reporting by NSS members on planned NSDS activities.
R	To avoid confusion on which institution to invite to NSS activities, it is recommended that institutions who are more active in NSS activities be invited.
R	When developing the funding mechanism for the NSDS III, sustainability should be built into the framework to ensure funding availability in the long term for the strategy.
R	When formulating indicators avoid lumping indicators but segregate to ease monitoring reporting (e.g. instead of just putting materials, list the materials to be procured).
R	<p>GBoS to:</p> <ul style="list-style-type: none"> - Reinforce the NSS institutional coordination mechanisms by setting up sector coordination committees and enhance the role of the Statistics Council for strategic coordination of the NSS. - Enhance staffing and training of the GBoS directorate of coordination as well as the statistics units in the NSS. - Continue mobilizing all NSS stakeholders and development partners for their full engagement in the process of the development of NSDS3 which should be participatory and inclusive. - Continue mobilizing national policy decision-makers for sustainable domestic financing of statistics in line with the AU Heads of States Summit to allocate 0.15% of the national budget to finance statistics; and establish sustainable financing mechanisms e.g. national statistics fund or statistics basket fund. - Organize all activities including assessments and workshops included in the NSDS III roadmap, - Strengthen its contacts and dialogue with key development partners supporting statistics including bilateral and multilateral agencies like the World Bank, IMF, UNDP, UNFPA, UNICEF, FAO, EU. - Encourage and follow up with the World Bank and PARIS21 on the creation of the recommended “Development partners’ thematic group on support to statistics” as discussed during consultation meetings.

R/ F	Findings (F) on NSDS II and Recommendations (R) for NSDS III
R	<p>Other NSS stakeholders to</p> <ul style="list-style-type: none"> - Improve their participation and engagement in institutional coordination mechanisms at sector and national level. - Reinforce their involvement and engagement in the NSDS3 development process and implementation. - Strengthen the capacity through organization structure in the sectors/MDAs as well as staff training in statistics and related areas. - Continue to consult/collaborate with GBoS in all statistical activities with the aim of improving data quality.
R	<p>Technical and Financial Partners to</p> <ul style="list-style-type: none"> - Continue and improve coordination in technical and financial support to the Government of The Gambia for the development and implementation of the NSDS3, - Take advantage of the implementation of the new statistical strategy to organize themselves in a thematic group on support to statistics. - Participate, engage, and contribute to the NSDS3 design process in order to align priority data demand to data supply through a realistic NSDS3 document.

Annex 6. List of NSDS III sectors and Technical Working Groups

NSDS III sectors

The number of sectors retained for the development of the NSDS III is limited to a maximum of five (5). They correspond to the five (5) domains of the Classification of Statistical Activities⁵

They will include Ministries, Departments and Agencies covering activities under each domain.

Five (5) Technical Working Groups (TWGs) are created for each sector and will work under a lead institution

NSDS III Sectors	CSA rev.1 domains
Sector 1	Demographic and social statistics
Sector 2	Economic statistics
Sector 3	Environment and multi-domain statistics
Sector 4	Methodology of data collection, processing, dissemination and analysis
Sector 5	Strategic and managerial issues of official statistics

Domain 1: Demographic and social statistics

- 1.1 Population and migration
- 1.2 Labour
- 1.3 Education
- 1.4 Health
- 1.5 Income and consumption
- 1.6 Social protection
- 1.7 Human settlements and housing
- 1.8 Justice and crime
- 1.9 Culture
- 1.10 Political and other community activities
- 1.11 Time use

Domain 2: Economic statistics

- 2.1 Macroeconomic statistics
- 2.2 Economic accounts
- 2.3 Business statistics

⁵ Classification of statistical activities,
(CSA rev. 1 - October 2009)

- 2.4 Sectoral statistics
 - 2.4.1 Agriculture, forestry, fisheries
 - 2.4.2 Energy
 - 2.4.3 Mining, manufacturing, construction
 - 2.4.4 Transport
 - 2.4.5 Tourism
 - 2.4.6 Banking, insurance, financial statistics
- 2.5 Government finance, fiscal and public sector statistics
- 2.6 International trade and balance of payments
- 2.7 Prices
- 2.8 Labour cost
- 2.9 Science, technology and innovation

Domain 3: Environment and multi-domain statistics

- 3.1 Environment
- 3.2 Regional and small area statistics
- 3.3 Multi-domain statistics and indicators
 - 3.3.1 Living conditions, poverty and cross-cutting social issues
 - 3.3.2 Gender and special population groups
 - 3.3.3 Information society
 - 3.3.4 Globalisation
 - 3.3.5 Indicators related to the Millennium Development Goals
 - 3.3.6 Sustainable development
 - 3.3.7 Entrepreneurship
- 3.4 Yearbooks and similar compendia

Domain 4: Methodology of data collection, processing, dissemination and analysis

- 4.1 Metadata
- 4.2 Classifications
- 4.3 Data sources
 - 4.3.1 Population and housing censuses; registers of population, dwellings and buildings
 - 4.3.2 Business and agricultural censuses and registers
 - 4.3.3 Household surveys
 - 4.3.4 Business and agricultural surveys
 - 4.3.5 Other administrative sources
- 4.4 Data editing and data linkage
- 4.5 Dissemination, data warehousing
- 4.6 Statistical confidentiality and disclosure protection

4.7 Data analysis

Domain 5: Strategic and managerial issues of official statistics

5.1 Institutional frameworks and principles; role and organization of official statistics

5.2 Statistical programmes; coordination within statistical systems

5.3 Quality frameworks and measurement of performance of statistical systems and offices

5.4 Management and development of human resources

5.5 Management and development of technological resources (including standards for electronic data exchange and data sharing)

5.6 Coordination of international statistical work

5.7 Technical cooperation and capacity building

DECISION ON THE IMPLEMENTATION OF THE STRATEGY FOR THE HARMONISATION OF STATISTICS IN AFRICA (SHASA)

The Executive Council,

1. **COMMENDS** the progress made since the inception of the SHaSA in rallying along countries to give priority to statistical development, especially in the 2010 Round of Population and Housing Censuses, Civil Registration and Vital Statistics and Economics Statistics, among others;
2. **WELCOMES** the efforts by the Commission and the African Development Bank (AfDB), in collaboration with the African Capacity Building Foundation, the United Nations Economic Commission for Africa (UNECA), the Regional Economic Communities (RECs) and Member States to develop a draft of Second strategy for the harmonization of statistics in Africa (SHaSA II);
3. **ADOPTS** the Second Strategy for the Harmonization of Statistics in Africa (SHaSA II) as the Continental Strategy for the Development of Statistics in Africa for the next 10 years; and its action plan, financing plan and resources mobilisation strategy;
4. **REQUESTS** AfDB with the support of Commission, UNECA and ACBF to lead the preparation of resource mobilisation strategy in support of SHaSA II; and mobilize the sustainable financial resources for the effective implementation of SHaSA II;
5. **REQUESTS:**
 - i. Member States to allocate 0.15% of their National budgets to finance statistics;
 - ii. The Commission to coordinate with UNECA, AfDB and other relevant stakeholders on the implementation of the Second Strategy for the Harmonisation on Statistics in Africa (SHaSA II), and report regularly to the Assembly on the progress made.

Annex 8. Table of correspondence between the NSDS III and the SHaSA 2

Pillars/Strategic Objectives/Outputs		SHaSA 2 (Cf Results-based Framework for SHaSA 2)
Codes	Headings	
1	Strengthening and improvement of the governance of the National Statistical System (NSS)	
1.1	Improve the efficiency and the coordination of the NSS	
1.1.1	Institutional coordination and communication mechanisms are improved	4.2.2
1.1.2	The new NSS legal framework is effectively adopted and put in place	3.1.7
1.1.3	The provisions of the new Statistics Act are popularized after its enactment	3.1.1, and 3.1.3
1.1.4	The capacities of the Directorate of Coordination at GBoS are strengthened	2.1.1, 3.1.6, and 3.1.7
1.1.5	Statistical units are set up and given substantial resources in all MDAs	2.1.1, 3.1.6, and 3.1.7
1.1.6	A thematic group on statistics for Development Partners is created and holds quarterly meetings	2.1.7
2	Development of NSS's quality and sustainable capacities	
2.1	Train and make available quality and sustainable human resources throughout the NSS	
2.1.1	The new GBoS organizational structure is implemented	3.1.6
2.1.2	A sustainable training policy and programme is developed and implemented	3.3.2, and 3.3.3
2.1.3	A statistical training Centre complex is built	3.3.1
2.2	Provide the NSS with modern infrastructure	
2.2.1	The GBoS building is remodeled and becomes more functional and operational	3.1.6
2.2.2	MDAs' statistical units are provided with operational workspaces	3.1.6
2.2.3	Technological environment is reinforced and improved	3.1.6, and 3.4.1
2.2.4	Statistical infrastructure is improved	3.1.6
3	Improvement of the production of quality statistics	
3.1	Improve the NSS's data production and dissemination systems	
3.1.1	Regular and periodic surveys are carried out	1.1.1, 1.1.2, 1.1.3, 1.1.4, and 1.1.5
3.1.2	The statistical information base is expanded	1.1.1, 1.1.2, 1.1.3, 1.1.4, and 1.1.5
3.1.3	The gender statistics system is strengthened and improved throughout the NSS	1.1.1, and 1.1.2
3.1.4	The system of administrative statistics in the NSS is developed and improved	1.1.6, 1.1.7, and 1.1.8

Pillars/Strategic Objectives/Outputs		SHaSA 2 (Cf Results-based Framework for SHaSA 2)
Codes	Headings	
3.1.5	A national data release and dissemination calendar is developed and made public	4.2.1, and 4.2.2
3.2	Provide the NSS with statistical quality management tools	
3.2.1	A National Data Quality Assessment Framework (NDQAF) is developed and implemented	1.3.3
3.2.2	Policies governing data operations are finalized and implemented	1.2.2, and 1.3.2
3.2.3	NSS capacity assessments are organized including on outputs, data gaps, etc.	1.3.3
4	A sustainable financing strategy and a resource mobilization strategy are developed and implemented	
4.1	Develop a sustainable and realistic financing strategy	
4.1.1	National resources are dedicated to - and effectively used for - statistical activities	3.1.4, and 3.1.6
4.1.2	The National Fund for the Development of Statistics is created and operational	3.1.4
4.1.3	Development Partners are mobilized and committed to finance the NSS activities	4.1.2
4.1.4	Enhance relationships with local & international bodies	2.1.7, and 4.1.2
4.2	Develop and implement a sound and realistic resource mobilization strategy	
4.2.1	An advocacy strategy is developed	4.1.2
4.2.2	Political will and ownership by the government are improved	4.1.1, 4.1.2, and 4.1.3
4.2.3	Statistical culture is improved at all stakeholders' levels including private sector and civil society	4.1.1, and 4.1.2
4.2.4	National stakeholders are mobilized on statistical funding	2.1.7, and 4.1.2
4.2.5	The community of Development Partners is mobilized on statistical funding	4.1.2

Annex 9. Synoptic Table of NSDS III Roadmap

Tentative periods	Activities	Products (Outputs)	Responsible Actors (RA) & involved Actors
A. Preliminary Stage			
Phase 1. Engaging Stakeholders			
25 - 29 July 2022	NSDS II Evaluation mission	Mission Aide-mémoire, Draft Final NSDS II Evaluation Report, & Recommendations for the development of NSDS III	GBoS (RA) & PARIS21 (RA), NSS, DPs
25 - 29 July 2022	Desk and consultation-based Assessment of the institutional, governance, managerial and strategic concerns in the NSDS II	1st Draft Desk NSS Assessment Report is available	GBoS (RA) & PARIS21 (RA), NSS, DPs
28 July 2022	Training workshop on “NSDS Lifecycle design process	NSS Actors are trained on NSDS Guidelines 3.0	PARIS21 (RA), GBOS and other NSS key stakeholders
28 July - 15 August 2022	Preparation of a draft NSDS III roadmap	The NSDS III roadmap is available by 10 August and the final costed roadmap is available by 15 August 2022	GBoS (RA) & PARIS21 (RA), NSS, DPs
24 July - 10 September 2022	Development of Draft advocacy material on “Why The Gambia Needs Good Statistics for Better Sustainable Development”	The Advocacy material is prepared and used by GBoS and other NSS actors	PARIS21 (RA) & GBOS
Phase 2. Preparing			
01-15 August 2022	Establishment of NSDS III governance structures	The NSDS III Steering Committee is put in place, The NSDS III Coordination Team is appointed, NSDS III Technical Committee and Technical Sectoral Groups are organized and put in place	Government (RA) & GBoS (RA)
30-31 August 2022	Organization of a meeting to launch the NSDS III process	The NSDS III process is officially launched by the Government	Government (RA), GBoS (RA) & PARIS21, NSS, DPs
30-31 August 2022	Organization of the NSDS training workshop	NSS Actors are trained on NSDS and NSDS III Roadmap	GBoS (RA) & PARIS21 (RA), NSS key stakeholders, DPs
B. Design Stage			
Phase 3. Assessing the NSS			

Tentative periods	Activities	Products (Outputs)	Responsible Actors (RA) & involved Actors
01 August 2022- 15 January 2023	Organization of an in-depth assessment of the state of statistics in sectors	The first draft NSS assessment report is available	GBoS (RA) & PARIS21 (RA), NSS, DPs
	Organization of a Steering Committee Meeting	The NSDS III process is officially launched	NSDS III Steering Committee (RA)
13-15 February 2023	Organization of a national workshop to review and validate the NSS assessment report	The NSS assessment report is validated	NSDS III Steering Committee (RA), GBoS (RA) & PARIS21 (RA), NSS, DPs
Phase 4. Envisioning and identifying strategic goals			
02 January-10 February 2023	Development of the draft NSDS III Strategic Framework with the vision, mission, pillars, strategic objectives, and expected outputs	The Draft NSDS III Strategic Framework is available	GBoS (RA) & PARIS21 (RA), NSS, DPs
13-15 February 2023	Organization of a National workshop to review and validate the NSS Assessment Report and the NSDS III Strategic Framework Document; and	The NSS Assessment Report and the NSDS III Strategic Framework Document are reviewed, validated and adopted.	NSDS III Steering Committee (RA), GBoS (RA) & PARIS21, NSS, DPs
	Training on Development of the NSDS III Sector statistics plans, Action plan and Costing	Participants acquire skills in preparing and costing sector statistics plan and the NSDS III action plan	PARIS21 (RA), GBoS (RA) & PARIS21, NSS, DPs
	Organization of a Steering Committee Meeting for the adoption of the NSDS III Strategic Framework Document	The NSDS III Strategic Framework Document is officially adopted	NSDS III Steering Committee (RA)
Phase 5. Elaborating action plans			
27 February - 30 March 2023	Development and costing of sector action plans	Draft costed sector action plans are available	NSDS III Steering Committee (RA), GBoS (RA) & PARIS21, Technical Committee, sector committees
01-15 April 2023	Development and costing of national action plan	Draft costed national action plan is available	NSDS III Steering Committee (RA), GBoS (RA) & PARIS21, Technical Committee, sector committees
14-21 April 2023	Development of financing strategy of the NSDS III	The NSDS III financing strategy is available and will be integrated into the NSDS III consolidated document	NSDS III Steering Committee (RA), GBoS (RA) & PARIS21, Technical Committee, sector committees
14 April - 20 August 2023	Development of the draft consolidated NSDS III Document	The Draft consolidated NSDS III Document is available	NSDS III Steering Committee (RA), GBoS (RA) & PARIS21, Technical Committee, sector committees

Tentative periods	Activities	Products (Outputs)	Responsible Actors (RA) & involved Actors
8 September 2023	National validation workshop of the consolidated NSDS III Document	The consolidated NSDS III Document is technically validated	NSDS III Steering Committee (RA), GBoS (RA) & PARIS21, Technical Committee, sector committees, Development partners
14 September 2023	National Statistics Council (NSC) meeting	The NSDS III Document is officially validated	NSC (RA), GBoS (RA) & PARIS21
15 September 2023	Organize a Steering Committee Meeting for the adoption of the NSDS III Document	The final version of the NSDS III Document is adopted	NSDS III Steering Committee (RA)
C. Deployment Stage			
Phase 6. Implementing and Monitoring			
17 - 21 September 2023	Reproduce the document in several copies	The NSDS III Document is available for dissemination	GBoS (RA) & PARIS21 (RA)
26 September 2023	Organize a dissemination workshop of the NSDS III Document	The NSDS III Document is disseminated among key national stakeholders and Development Partners	GBoS (RA) & PARIS21 (RA), Development Partners
Phase 7. Evaluating			

Annex 11. List of MDAs and Development Partners which participated to NSDS III development activities

MINISTRIES/DEPARTMENTS/AGENCIES
CENTRAL BANK OF THE GAMBIA (CBG)
MINISTRY OF HEALTH (MoH) -HMIS
MINISTRY OF FINANCE AND ECONOMIC AFFAIRS (MoFEA)
Gambia Bureau of Statistics (GBoS)
Public Utilities Regulatory Authority (PURA)
Gambia Revenue Authority (GRA)
MINISTRY OF AGRICULTURE (MoA)
Department of Planning
Department of Livestock Services
Horticulture
MINISTRY OF BASIC AND SECONDARY EDUCATION(MoBSE)
MINISTRY OF HIGHER EDUCATION, RESEARCH, SCIENCE & TECHNOLOGY
MINISTRY OF INTERIOR (MoI)
The Gambia Police Force (GPF)
The Gambia Immigration Department (GID)
The Gambia Prison Services (GPS)
The Gambia Fire & Rescue Services (GFRS)
MINISTRY OF TRANSPORT, WORKS & INFRASTRUCTURE
Gambia Ports Authority
Gambia Civil Aviation Authority
Gambia Roads Authority
MINISTRY OF TRADE INDUSTRY, REGIONAL INTERGRATION & EMPLOYMENT
Gambia Labour Department
The Gambia Competition and Consumer Protection Commission (GCCPC)
Gambia Chamber of Commerce and Industry (GCCCI)
MINISTRY OF TOURISM AND CULTURE
Gambia Tourism Board (GT Board)
MINISTRY OF YOUTH AND SPORTS
Department of Planning and Programmes
MINISTRY OF JUSTICE
Alternative Dispute Resolution Secretariat (ADRS)
Ombudsman
MINISTRY OF FISHERIES AND WATER RESOURCES
Department of Water Resources
Department of Fisheries
MINISTRY OF LANDS, REGIONAL GOVERNMENT AND RELIGIOUS AFFAIRS
Department of Physical Planning
Department of NGO Affairs
MINISTRY OF ENERGY AND PETROLEUM
National Petroleum Commission Service
National Water and Electricity Company
MINISTRY OF DEFENCE
Gambia National Army

MINISTRY OF COMMUNICATION AND DIGITAL ECONOMY
MINISTRY OF GENDER, CHILDREN & SOCIAL WELFARE
MINISTRY OF PUBLIC SERVICE, ADMINISTRATIVE REFORM, POLICY COORDINATION & DELIVERY
OFFICE OF THE VICE PRESIDENT
NaNA
National Population Commission Secretariat
National Disaster Management Agency
National Social Protection Secretariat
Food Safety Quality Assurance
NATIONAL ASSEMBLY
NATIONAL ENVIRONMENT AGENCY
NATIONAL STATISTICS COUNCIL
The Association of Non-Governmental Organizations in the Gambia (TANGO)
UNEP, IOM, UNFPA, UNICEF, WORLD BANK, FAO, UNDP, UNESCO

To better co-ordinate its national statistical system, the Gambia developed its third national strategy for the development of statistics (NSDS) in 2023. Building on its first NSDS for the period 2007-11 and the second NSDS, implemented from 2018-22 which focussed on capacity building within the Gambia Bureau of Statistics, this third NSDS aligns with data needs for key development agendas: NDP III, Agenda 2063 and the SDGs.

PARIS
21