



THE GAMBIA BUREAU OF STATISTICS

COMMUNICATION STATISTICS
2023

BY THE
TOURISM, TRANSPORT AND COMMUNICATION STATISTICS UNIT

August, 2024

Table of Contents

Table of Contents.....	i
List of Figures.....	ii
Acronyms and Abbreviations.....	iii
Foreword.....	iv
Information and Communication Technology (ICT) Statistics Report- 2018-2022.....	1
1: Introduction.....	1
2. ICT Infrastructure and Access.....	1
2.1 Service providers and available infrastructure.....	1
2.2 Mobile cellular subscriptions.....	1
2.3 Communication Traffic.....	2
2.3.1 Local calls.....	2
2.3.2 International calls.....	3
2.4 Tariffs.....	3
2.4.1 Short Message Service (SMS).....	3
3. Contribution of ICT sector to the economy.....	4
3.1 Employment.....	4
3.2: ICT Contribution to Gross Domestic Product (GDP).....	4

List of Figures

Figure 1: Mobile Active Subscribers, 2019-2023.....	2
Figure 2: Volume of Local Calls (in minutes), 2019-2023	2
Figure 3: Volume of International Calls (in minutes), 2019-2023	3
Figure 4: Short Message Service Rates (in GMD), 2023	3

Acronyms and Abbreviations

GAMCEL	Gambia Cellular Company Limited
GAMTEL	Gambia Telecommunication Company Limited
GMD	Gambian Dalasi
GRTS	Gambia Radio and Television Services
GSM	Global System for Mobile communications
ICT	Information and Communication Technology
IDI	ICT Development Index
ISPs	Internet Service Providers
ITU	International Telecommunication Union
MICS	Multiple Indicator Cluster Survey
PURA	Public Utilities Regulatory Authority
SMS	Short Message Service

Foreword

This report provides Information and Communication Technology (ICT) Statistics of The Gambia for the years 2019-2023. It presents the state of ICT infrastructure, access and use for the period under review. Most of the data in this report is from the Public Utilities Regulatory Authority (PURA), and the data on Gross Domestic Product (GDP) is from the Gambia Bureau of Statistics, National Accounts Unit. PURA is mandated by an act to provide guidelines on rates and fees to ensure that public services are regulated and to protect the interest of the consumers and public utilities. Thus, it currently regulates the Telecommunication, Energy, Water and Sewage and Electricity sectors in the country.

The report contains data on internet subscription, volume of calls, tariffs charged, employment, the number and types of broadcasting media, the proportion of the population that had access to ICT. This report can be accessed on the Gambia Bureau of Statistics (GBoS) website (<https://www.gbosdata.org/>). Users who have specific data needs can contact the Tourism, Transport and Communication Statistics Unit of GBoS for assistance.

On behalf of the Bureau of Statistics, I wish to express my profound gratitude to PURA, and the telecommunication operators for making available the necessary data for the compilation of the ICT Statistics. My special thanks to the entire staff of the Tourism, Transport and Communication Statistics Unit of GBoS. I am also thankful to the Director of the Economic Statistics directorate, for facilitating the preparation of this report. I hope that users will find this report useful.

Nyakassi M.B. Sanyang

Statistician General

Information and Communication Technology (ICT) Statistics Report- 2019-2023

1: Introduction

This report highlights the use of and access to Information and Communication Technology (ICT) infrastructure in terms of internet subscription, volume of calls, tariffs charged, employment, and proportion of the population that had access to ICT.

The importance of ICT in a country cannot be overemphasized as it can help boost various sectors of an economy, such as health, education, agriculture, tourism and the like. Improved communication network enhances the dissemination of information and made the world a global village. Social relationships have improved through the use of ICT products and services. In addition, learning has become easier for the population at large, thus, it is important to report on the state of ICT in the country to enable better planning.

2. ICT Infrastructure and Access

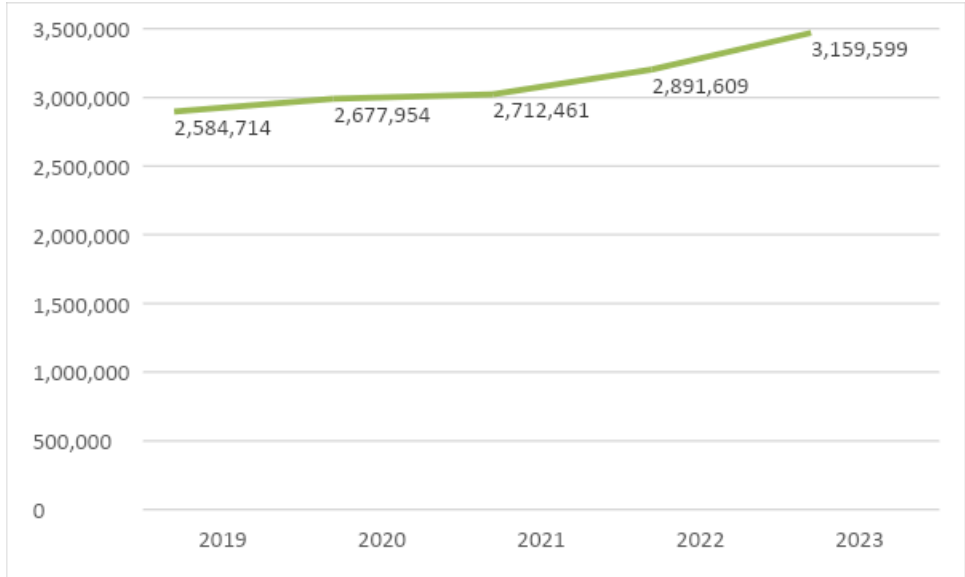
2.1 Service providers and available infrastructure

There has been significant growth in the telecommunication industry over the years especially in the area of internet services. The growth has been witnessed by an increasing number of firms providing internet solutions to businesses, organizations, homes and individuals in addition to the GSM providers. The internet service providers are Insist Global (INET), Unique Solutions, Netpage, Qcell, Gamtel, Africell and DK Telecoms.

2.2 Mobile Cellular and Internet Subscriptions

The number of active mobile phone subscribers for 2023 from the GSM operators is about 3 million people compared to about 2 million active subscribers in 2022.

Figure 1: Mobile Active Subscribers, 2019-2023

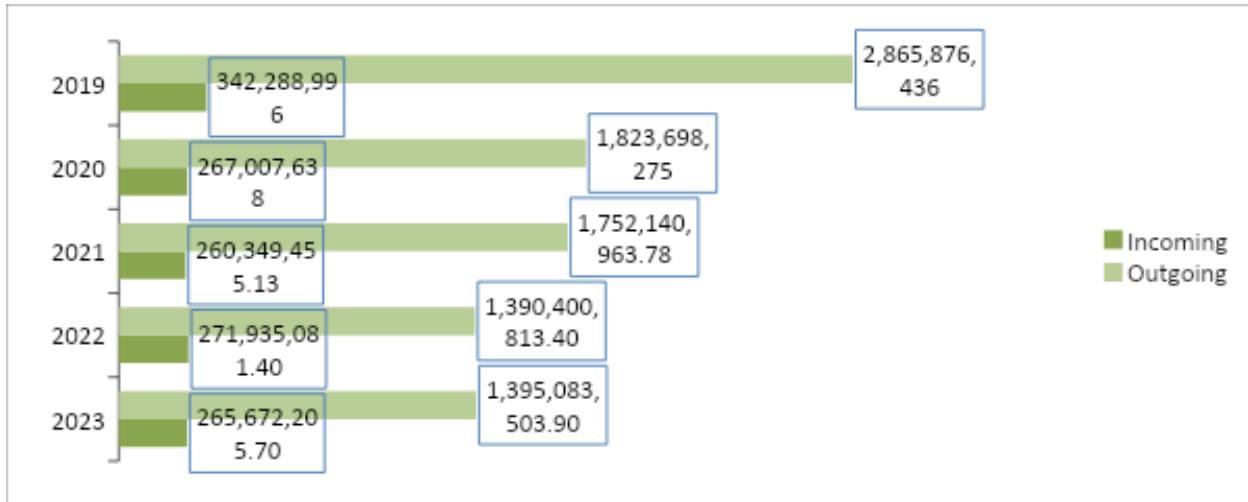


2.3 Communication Traffic

2.3.1 Local calls

The Figure shows the volume of both outgoing and incoming local calls measured in minutes. The volume of outgoing local calls for the year 2023 was about 2.9 million minutes compared to about 1.8 million in 2022. This comprises of both calls to the same network and local calls to the different network. While the volume of incoming local calls made in 2023 was 343 million minutes compared to 267 million minutes in 2022.

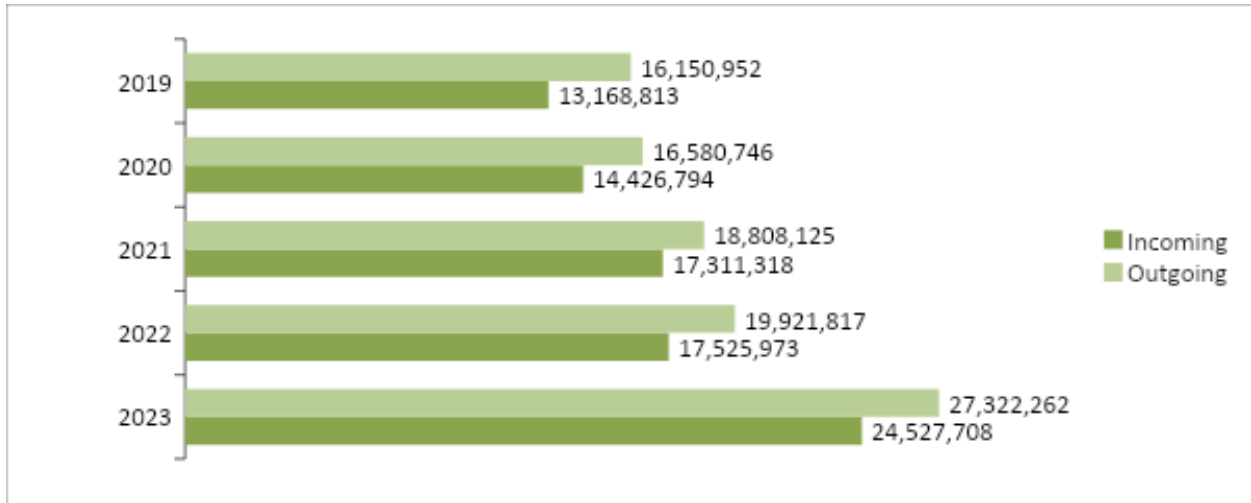
Figure 2: Volume of Local Calls (in minutes), 2019-2023



2.3.2 International calls

The volume of both incoming and outgoing international calls depicts decreasing trend over the years. Incoming international calls decreased from about 14.43 million minutes in 2022 to 13.17 million minutes in 2023. Similarly, the traffic for outgoing international calls decreased from about 16.58 million minutes in 2022 to about 16.15 million minutes in 2023. The decrease could be attributed to the increase in the use of internet call services like WhatsApp, messenger and so on.

Figure 3: Volume of International Calls (in minutes), 2019-2023

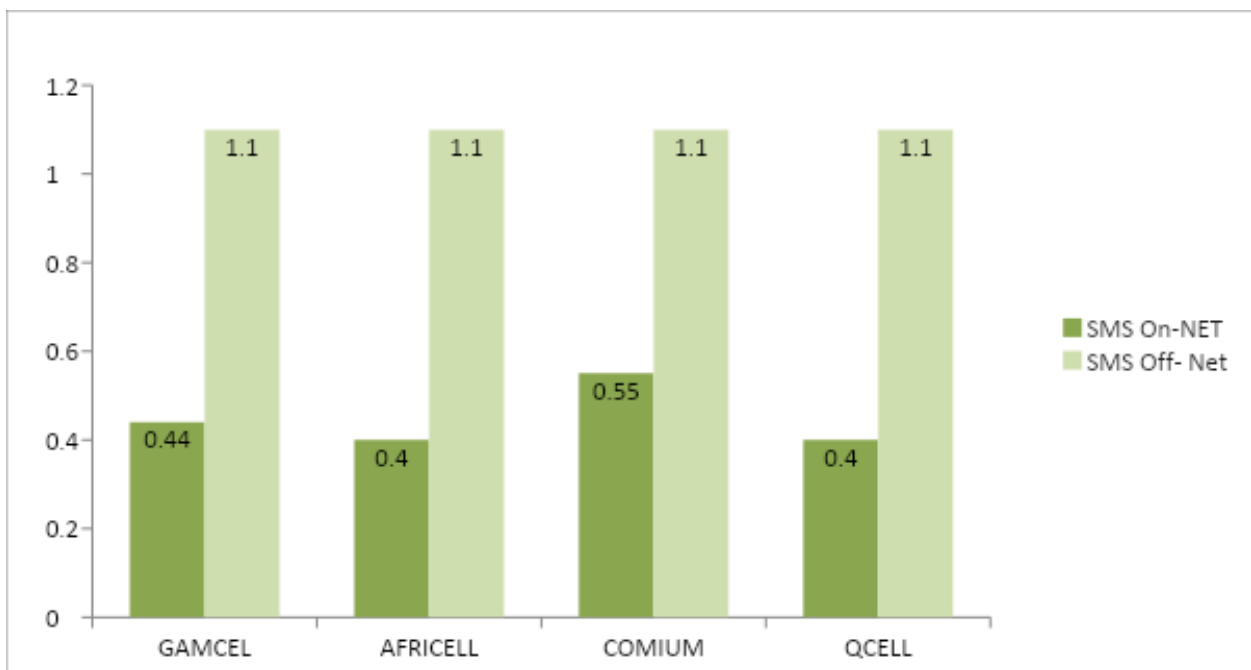


2.4 Tariffs

2.4.1 Short Message Service (SMS)

The Global System for Mobile communications operators relatively charged the same tariffs for Short Message Service (SMS) for prepaid services in 2023. All the GSM operators charge GMD 1.1 per SMS for off-net (different network) SMS. For on-net (same network) SMS, Qcell and Africell charged a relatively smaller rate of GMD 0.40 per SMS than the other operators who charge GMD 0.44 (Gamcel) and GMD 0.55 by Comium.

Figure 4: Short Message Service Rates (in GMD), 2023

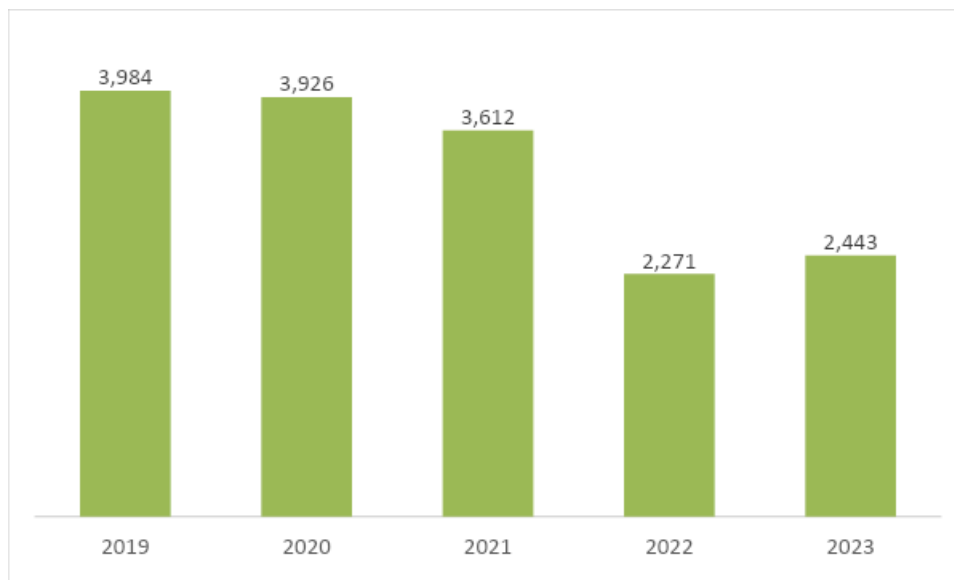


3. Contribution of ICT sector to the economy

3.1 Employment

The number of people employed by the GSM operators and internet service providers is 2,443 in 2023 which has slightly increase from 2022 of about 2,271 people. However, the number of employees in both 2023 and 2022 are lower than the previous years under review. Fig 5 shows a decreasing trend from 2019 to 2022 and increases from 2022 to 2023

Figure 5: Employment in the ICT Sector, 2019-2023



3.2: ICT Contribution to Gross Domestic Product (GDP)

Gross Domestic Product is the market value of the final products of goods and services produced in an economy in a specific time period. Thus, it is the addition of value added of various sectors such as Agriculture, Industry and Service sectors such as Education, Trade, Transport and ICT.

In The Gambia the ICT industry generated a gross value added in current prices of about GMD 4.8 billion in 2023¹ compared to about GMD 3.1 billion in 2022. In terms of percentage contribution, the ICT industry contributed 3.5 per cent to GDP in 2023² a slight increase from 2.7 percent in 2022.

¹ The 2023 GDP figures are provisional

² The 2023 GDP figures are provisional

Appendix

Table 1: Mobile Active Subscribers

Year	2019	2,020	2,021	2,022	2,023
Mobile Active Subscribers	2,584,714	2,677,954	2,712,461	2,891,609	3,159,599

Source: PURA, 2024

Table 3: Local Call Traffic (Minutes)

Year	Incoming	Outgoing
2019	265,672,205	1,395,083,503
2020	271,935,081	1,390,400,813
2021	260,349,455	1,752,140,964
2022	267,007,638	1,823,698,275
2023	342,288,996	2,865,876,436

Source: PURA, 2024

Table 4: International Call Traffic (Minutes)

Year	Incoming	Outgoing
2019	24,527,707	27,322,261
2020	17,525,973	19,921,816
2021	17,311,318	18,808,125
2022	14,426,794	16,580,746
2023	13,168,813	16,150,952

Source: PURA, 2024

Table 5: SMS Rates

PREPAID	Gamcel	Africell	Comium	Qcell
SMS On-NET	0.44	0.4	0.55	0.4
SMS Off-Net	1.1	1.1	1.1	1.1

Source: PURA, 2024

Table 6: EMPLOYEES OF THE TELECOMMUNICATION SERVICE PROVIDERS

YEAR	Total
2019	3,984
2020	3,926
2021	3,612
2022	2,271
2023	2,443

Source: PURA, 2024